



# SAIL



1994 SAIL Championships sponsored by  
Winn Dixie and Royal Oak Charcoal



## 1994 SAIL DIVISIONS

RED - DEVENGER, GOWER, GREENVILLE COUNTRY CLUB


PURPLE - DOVE TREE, RIVERWALK, SUGAR CREEK, THORNBLADE

WHITE - FORRESTER WOODS, HERITAGE LAKES/SPALDING FARM,  
HOLLY TREE/HOLLY TRACE, PEBBLE CREEK, STONE LAKE/MCCARTER

BLUE - KNOLLWOOD, POWDERHORN/NEELY FARM, SILVERLEAF,  
WELLINGTON GREEN, WOODY CREEK

GREEN - BELMONT HEIGHTS, BOTANY WOODS, FOXCROFT, PELHAM ESTATES,  
MERRIFIELD PARK/PILGRIM'S POINT, POINSETTI/ROPER MTN. ESTATES,  
WADE HAMPTON GARDENS

GOLD - CANEBRAKE, DEL NORTE, EDWARDS FOREST, NORTHSIDE GARDENS/  
BROOKFIELD/BROOKSIDE, PELHAM FALLS, RUSTY BROOK



*A new era begins in competitive swimming in the Upstate.....*



# TEAM GREENVILLE

*In addition to our full service year round program, look for some of the following services to be offered by Team Greenville and the Greenville County Recreation District in 1995:*

- \* Spring Pre-SAIL Program.
- \* Saturday Stroke Clinics.
- \* Team Clinics available at Westside or any SAIL pool.
- \* Videotaping Clinics at Westside or your pool.
- \* Pre-Season Clinic and Social for SAIL Coaches.
- \* And Much More.

*Call the Team Greenville office at 220-0209 for information on how we can help your program grow in 1995.*

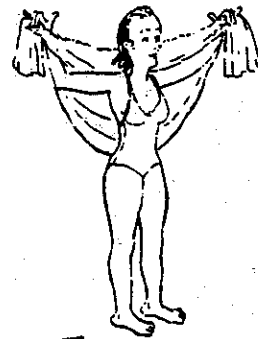
**TG and GCRD**  
**A Great Partnership!**

Greenville County  
**RECREATION**  
District

# *Synch or Swim*



1280 Woodruff Road  
Greenville, SC 29607



A Proud Sponsor of the  
30th Anniversary  
S.A.I.L.  
Championships  
&  
Classics  
1994

## HAPPY 30TH BIRTHDAY, S.A.I.L.

S.A.I.L., the Swim Association Invitational League, founded in 1964, is thirty years old. What began as the Parent Youth Association, PYA, with four teams, is now a league of twenty-nine teams from over thirty-five subdivisions. Three of the original teams, Botany Woods, McCarter, and Stone Lake, are still with us. In 1965 the name was changed to S.A.I.L. Very soon after that, rapid growth resulted in the formation of three divisions. As we celebrate our Thirtieth Birthday in 1994, we now have six divisions.

This phenomenal interest in swimming in the Greenville area has spawned several quality year-round programs. Many of our former S.A.I.L. swimmers have improved their skills in these programs and have not only gone on to distinguish themselves on collegiate and national levels, but have also returned to our community pools to teach and motivate the swimmers you will see today. The program run by our host, the Greenville County Recreation District, can boast the membership of a Masters World Record holder.

The Championships and Classics swim meets are the culmination of an eight-week season which begins with five dual or tri-meets. Each division then holds a combined meet where swimmers compete for individual and team honors. The swimmers in each age group who achieve the top forty times in sixty individual and twenty relay events from across the six divisions, qualify for the meets this weekend. The seventeenth through fortieth times qualify for the Championships held on Saturday, while the first through sixteenth times compete in the Classics on Sunday. Each swimmer will receive a medal for every event in which he or she participates.

The goal of S.A.I.L. is to teach our young people sportsmanship, physical fitness, discipline, and team spirit. The success of S.A.I.L. is due to the dedication of the swimmers, the determination of the coaches, the unselfish nature of hundreds of parents, and the outstanding support and enthusiasm of the community.

### ***DIVISION WINNERS***

|        | <u>HIGH POINTS</u>         | <u>QUALITY POINTS</u>           |
|--------|----------------------------|---------------------------------|
| Red    | Gower . . . . . 2108.5     | Devenger . . . . . 4.588        |
| Purple | Riverwalk . . . . . 1708.5 | Dove Tree . . . . . 4.958       |
| White  | Forrester Woods . . 1362.5 | Pebble Creek . . . . . 5.344    |
| Blue   | Woody Creek . . . . 1421.5 | Knollwood . . . . . 5.697       |
| Green  | Belmont Heights . . 1123.5 | Belmont Heights . . . . . 5.674 |
| Gold   | Rusty Brook . . . . 1083.0 | Rusty Brook . . . . . 6.297     |

**TEAM**

Belmont Heights  
Botany Woods  
Brookfield  
Brookside  
Canebrake  
Del Norte  
Devenger  
Dove Tree  
Edwards Forest  
Forrester Woods  
Foxcroft  
Gower  
  
Greenville Country Club  
Heritage Lakes/Spaulding Farm  
Holly Tree/Holly Trace  
  
Knollwood  
McCarter  
Neely Farm  
Northside Gardens  
Pebble Creek  
Pelham Estates/Merrifield Park  
/Pilgrim's Point  
Pelham Falls  
Poinsettia/Roper Mountain Estates  
Powderhorn  
Riverwalk  
  
Rusty Brook  
Silverleaf  
Stone Lake  
Sugar Creek  
  
Thornblade  
Wade Hampton Gardens  
Wellington Green  
Woody Creek

**SAIL REPRESENTATIVES**

Sandi Kay  
Peter Leventis, Richard Frye  
Marie Faircloth  
Shaw McDonald, Bud Laneve  
Cynthia Blaich, Glynis Ritch  
Deborah Allen  
Tom Fruhwirth, Karen Cook  
Gary Caldwell, Bill Bragdon  
Glenda Costa, Ann Wright  
Judy McKinley, Allison Rice  
Debbie Lesley, Carol Hoffman  
Marty Smith, Sara Lee Drawdy  
  
Jim Bolt  
Gene McLeod, Carol Gilchrist  
Jeanne Leonard, Jan Ward,  
Sandra Oieszczuk, Sandy Codington  
Debra Stoeber, Mary Cotter  
Janet Fitzgerald, Mary Ann Repaire  
Angelika Schmidt, Gail Woods  
Sue Hendricks, Brenda Woods  
Jane Williamson, Dana Marshall, Erica Nunes  
Joel Jackson, Steve Parent  
Tom Coffman, Tom Tesoro  
Gloria Anderson, Ellen Ferguson  
Jeri Grissom, Barbara Dwyer  
Ronnie Cantrell, Susan Fore  
  
Karen Mill, Louann Swink  
Pam Stroud, Alison Rivers  
Cyndi Kerns, Beth Slater  
Connie Williamson, Jennie Thwaites,  
Eddie Hughes  
Karen Mitchell, Sally Brown, Karen Litchfield  
Janie Hand, Donna Ellis  
Lisa Beaty  
Debbie Henson, Deanna Louis

**COACHES**

Jenny McLeod, Ashley Greene  
Peter Siachos, Stephen Clark  
Kristy Wood  
Ashley McDonald, Charlie Hall, Christian Dawso  
Sarah Ritch, Brooks Burns  
Mary Brockman Pressley  
David Caldwell, Shannon Young  
Kathryn Black, Ben Weaver  
Angela Freeman, Nikki Dill  
Ashley Macalka, Eric Jackson  
Cindy Leistner, Wendy Copeland  
Chris Lupo, Tracy Watson, Teresa Mason,  
Jess Timmerman  
David Ramseur, Nicole Swalm, Emily Gerrard  
Amy Henderson, Kristi Brown  
Clay Millener, Joel Vaughn  
  
Tim Rankin, Amy Suppinger  
Thomas Clark, Cassie Crabtree  
Nicole Witolski  
Kristie Woods, Patricia Wells  
Bridget Burns, Burns Wetmore  
Brooke Deretchin, Andrea Miller  
  
Jan Schaus, Eric Caldwell  
Sally Barton, Kirsten Bender  
Ayer Watson, Kristin Smetana  
Laurie Johnson, Warren McSweeney  
Jenny Cantrell  
Mindy Garner  
Athena Hortis, John Rowell  
Heather Hendley  
Chris Gibbs, Rosalind Harvey  
  
Mark Casey, Tiffany Williams, Victoria Ewing  
Amy Goetz, Ashley Goines  
Ronnie Mueller, Jennifer Stevenson  
Stan Walsh, Carrin LaPointe

## ACKNOWLEDGEMENTS

On behalf of the swimmers who have earned their entry into this meet, S.A.I.L. welcomes you to the 1994 Championships. Special thanks are extended to:

- ◆ the parents of swimmers for providing taxi service and encouragement.
- ◆ the coaches for sharing their knowledge and enthusiasm.
- ◆ the officials who volunteer their time to insure fair competition.
- ◆ the S.A.I.L. Representatives who got the job done despite being given the wrong FAX number.
- ◆ JIM KEOGH and the GREENVILLE COUNTY RECREATION DISTRICT for providing the well-prepared facilities of Westside Aquatic Center.
- ◆ ERIC GOLDBERG and CHRIS McMAHON of THE GREENVILLE NEWS for their outstanding coverage of the 1994 season.
- ◆ CLAY ALDEBOL (KNW), designer of the records and scoring computer program.
- ◆ BETSY MITCHELL (GCC) for her timely efforts in procuring ads for the Heat Sheets.
- ◆ GARY ASHFORD (DEV) for helping sort through the scratches.
- ◆ DEBBY EDWARDS (PBC) for assisting with the layout of the Heat Sheets and for providing much needed love and support to the Meet Director.

Special acknowledgements are extended to:

WINN DIXIE & ROYAL OAK CHARCOAL

BB&T

SYNCH or SWIM

DELTA WOODSIDE for providing First Place T-Shirts

|                             |                                |
|-----------------------------|--------------------------------|
| Championships Cover Design: | Tony Broering, FORRESTER WOODS |
| Invocation (AM):            | Phillip Barron, HL/SF          |
| Invocation (PM):            | Dustin Grissom, PHNF           |
| National Anthem:            | Steve & Ann Watson, GOWER      |

## A SWIMMER'S PRAYER

Dear God, another swimming meet  
Is scheduled for today.  
I'm going to be quite busy  
So, I won't have long to pray.

Bless my Mom, my Dad, my Coach,  
And keep us close to You.  
Let the friends I make today  
Be loyal, good, and true.

Please help me not forget You, God,  
Each time I take the blocks.  
I sometimes get distracted by  
the noise and all the clocks.

Let my starts and turns be quick,  
My arms and legs be sure.  
And help my strokes be smooth and strong  
To help me endure.

Help me find the confidence  
I've struggled for so much,  
So I can find the shortest way  
From start to final touch.

And when the droll computer  
Writes my time across its face,  
Please let me not think win or lose,  
But how I swam the race.



## 1994 S.A.I.L. OFFICERS

|                   |                      |
|-------------------|----------------------|
| President         | Steve Heckman (DEV)  |
| Vice President    | Jim Edwards (PBC)    |
| Secretary         | Bill Englisbe (HL)   |
| Treasurer         | Carole Standard (RW) |
| Past President    | Don Watson (GOW)     |
| Rules Chairman    | Claude Wilson (GOW)  |
| Division Coord.   | Carlton Manley (PCC) |
| Education         | Dave Causey (KNW)    |
| Membership/Insur. | Tom Clark (BW)       |

## MEET OFFICIALS FOR 1994 CHAMPIONSHIPS

|                 |                      |
|-----------------|----------------------|
| Meet Director   | Jim Edwards (PBC)    |
| Clerk Of Course | Bill Englisbe (HL)   |
| Records         | Carole Standard (RW) |
| Computers       | Gary Ashford (DEV)   |
|                 | Clay Aldebol (KNW)   |
|                 | George Bynum (FW)    |

### A.M. Session

|                |                     |
|----------------|---------------------|
| Referee        | Don Watson (GOW)    |
| Asst. Referee  | Bob Smith (GOW)     |
| Asst. Referee  | Steve Davis (PBC)   |
| Starter        | Lucius Cline (GOW)  |
| Recall Starter | Bob Owens (PCC)     |
| Head Timer     | Tom Fruhwirth (DEV) |

### P.M. Session

|                |                      |
|----------------|----------------------|
| Referee        | Bob Smith (GOW)      |
| Asst. Referee  | Steve Davis (PBC)    |
| Asst. Referee  | Bob Smith (GOW)      |
| Starter        | David Kerns (STL/MC) |
| Recall Starter | Bob Owens (PCC)      |
| Head Timer     | Dana Marshall (PBC)  |

EVENT 11 8&U GIRLS 25M SHORT FREE  
 RECORD: 19.33  
 WRIGHT GAFFNEY GOW 1991

| SWIMMER                  | TEAM | TIME  |
|--------------------------|------|-------|
| 1. CHARLOTTE OWENS       | BH   | 20.65 |
| 2. LAUREN CASSELANO      | SLF  | 20.76 |
| 3. KENDALL ORDERS        | GOW  | 20.82 |
| 4. TAYLOR ALLISON        | RW   | 20.94 |
| 5. KIIRA MENDENHALL      | GOW  | 21.12 |
| 6. KELLEIGH BOLT         | GCC  | 21.14 |
| 7. CHRISTINA WILLIAMS    | GOW  | 21.16 |
| 8. CHARLIE COLLINS       | GCC  | 21.31 |
| 9. JACLYN SPENCER        | TB   | 21.47 |
| 10. PEARCE THRAILKILL    | GCC  | 21.56 |
| 11. LAUREN BOSSHARDT     | GOW  | 21.68 |
| 12. CHELSEA RUDISILL     | GCC  | 21.81 |
| 13. ANDREA RAWLINSON     | SLF  | 21.84 |
| 14. SARAH MITCHEM        | WG   | 21.97 |
| 15. MEGHAN DAILEY        | SLF  | 21.99 |
| 16. KELLEY FLYNN         | RW   | 22.03 |
| 17. MELISSA BELLANTONI   | TB   | 22.28 |
| 18. BONNIE GERLAUGH      | NBB  | 22.28 |
| 19. LINDSEY HAWKINS      | KNW  | 22.44 |
| 20. MEREDITH HULTMAN     | GCC  | 22.47 |
| 21. STEPHANY RICHARDS    | EDF  | 22.53 |
| 22. KATIE ECKEL          | DTR  | 22.63 |
| 23. CHAR'LEE PICKENS     | BH   | 22.63 |
| 24. ANN LEIGHTON COLEMAN | GOW  | 22.91 |
| 25. LACEY STEELE         | FW   | 22.91 |
| ALTERNATES:              |      |       |
| 26. JESSE REESE          | SLF  | 22.95 |
| 27. ASHLEY ROSS          | DN   | 23.03 |

EVENT 12 8&U BOYS 25M SHORT FREE  
 RECORD: 17.89  
 ARNAUD CHAUVIN PMP 1990

| SWIMMER             | TEAM  | TIME  |
|---------------------|-------|-------|
| 1. JAKE MITCHELL    | TB    | 19.47 |
| 2. DREW LAURENS     | FOX   | 19.54 |
| 3. MARK YOUNG       | SCR   | 19.64 |
| 4. SCOTT BURGESS    | PMP   | 19.86 |
| 5. RICHARD DYER     | SCR   | 20.00 |
| 6. JOSEPH MOON      | GCC   | 20.01 |
| 7. PHILLIP HARTE    | TB    | 20.03 |
| 8. DANIEL GOLOB     | DEV   | 20.04 |
| 9. MATT JACKSON     | GCC   | 20.04 |
| 10. MICHAEL GRIFFIN | HL/SF | 20.31 |
| 11. VINCE HAMILTON  | PBC   | 20.38 |
| 12. GANT BOWMAN     | PBC   | 20.42 |
| 13. RYAN TAYLOR     | GCC   | 20.72 |
| 14. DAVID WYNN      | GCC   | 20.84 |
| 15. BILLY BASKIN    | GOW   | 21.00 |
| 16. AARON HARKINS   | DEV   | 21.00 |
| 17. JERRY CASSELANO | SLF   | 21.11 |
| 18. DREW BASKIN     | GOW   | 21.22 |
| 19. JAMIE HUNT      | GOW   | 21.41 |
| 20. TYLER KURTZ     | RW    | 21.53 |
| 21. STEPHEN HARRILL | SCR   | 21.69 |
| 22. ELLIOTT CRAIG   | BH    | 21.85 |
| 23. CHRIS OWINGS    | BW    | 22.02 |
| 24. BRAD MITCHELL   | SCR   | 22.03 |
| ALTERNATES:         |       |       |
| 25. CHRIS DESHIELDS | PMP   | 22.12 |
| 26. DAVID BRICE     | GCC   | 22.34 |

EVENT 13 9-10 GIRLS 25M SHORT FREE  
 RECORD: 16.45  
 JESSICA JARVIS DTR 1991

| SWIMMER                | TEAM  | TIME  |
|------------------------|-------|-------|
| 1. BRITTANY STRICKLAND | HL/SF | 17.52 |
| 2. JAMIE GRAVES        | SL/MC | 17.66 |
| 3. ERIKA BAREFOOT      | CB    | 17.67 |
| 4. ANNA PRIESTER       | SCR   | 17.72 |
| 5. MICHELE PRIMEAU     | RW    | 17.77 |
| 6. ERIN CARNE          | DTR   | 17.81 |
| 7. MARISSA MORSE       | DEV   | 17.84 |
| 8. JAIME TRAMMELL      | PCCRM | 17.94 |
| 9. ANN C THRASHER      | RW    | 17.94 |
| 10. STEPHANIE BACON    | RW    | 17.95 |
| 11. MARY BETH NESSLER  | SLF   | 17.96 |
| 12. ERIN SHALLCROSS    | FW    | 17.96 |
| 13. ERIN FITZGERALD    | SL/MC | 18.06 |
| 14. ELIZABETH HURT     | WG    | 18.11 |
| 15. CHRISTINE JUDD     | SCR   | 18.17 |
| 16. ALYSHA SOUTHERLAND | PBC   | 18.22 |
| 17. ALI JACKSON        | SCR   | 18.22 |
| 18. EMILIE SCHILLER    | SCR   | 18.25 |
| 19. HEATHER DENNIS     | PDHNF | 18.27 |
| 20. KRISTEN WATSON     | GOW   | 18.29 |
| 21. MARIE WATERS       | BH    | 18.44 |
| 22. LAUREN HEOS        | PF    | 18.44 |
| 23. TERIN MARTINJAK    | HTHTR | 18.50 |
| 24. ASHLEY LEUCK       | CB    | 18.58 |
| ALTERNATES:            |       |       |
| 25. HALEY HAAS         | TB    | 18.60 |
| 26. ELISABETH WILSON   | KNW   | 18.63 |

EVENT 14 9-10 BOYS 25M SHORT FREE  
 RECORD: 16.01  
 T. G. NESSLER SLF 1992

| SWIMMER                 | TEAM | TIME  |
|-------------------------|------|-------|
| 1. JOHN REYNOLDS        | GOW  | 16.97 |
| 2. ADAM MORSE           | NBB  | 16.97 |
| 3. CHRIS KOVACS-SCHMALZ | RW   | 17.03 |
| 4. JONATHAN TOOPES      | GCC  | 17.08 |
| 5. BENOIT MIRATON       | DEV  | 17.16 |
| 6. BRIAN KAMINSKI       | SCR  | 17.20 |
| 7. LANCE LANFORD        | PBC  | 17.25 |
| 8. KIP COVINGTON        | BW   | 17.28 |
| 9. NICHOLAS SMITH       | CB   | 17.29 |
| 10. SAM BRELAND         | WG   | 17.34 |
| 11. BRIAN RABENOLD      | DN   | 17.43 |
| 12. WILL WHARTON        | DTR  | 17.50 |
| 13. BRANDON SIMPSON     | RW   | 17.54 |
| 14. JOSH HEMPHILL       | PBC  | 17.57 |
| 15. ANDREW LEESON       | DTR  | 17.57 |
| 16. KENYON WHETSELL     | GCC  | 17.63 |
| 17. ADAM EWOLDS         | DEV  | 17.63 |
| 18. ROMAIN KIDD         | SLF  | 17.65 |
| 19. BRIAN FONVILLE      | RW   | 17.66 |
| 20. TRA DUMIT           | RBR  | 17.69 |
| 21. KYLE KURTZ          | RW   | 17.75 |
| 22. MATTHEW SWILLEY     | GOW  | 17.78 |
| 23. ANDY CLAYTON        | DTR  | 17.84 |
| 24. ALEX CRIGLER        | GCC  | 17.91 |
| ALTERNATES:             |      |       |
| 25. HALL LAYTON         | EDF  | 17.92 |
| 26. RYAN BRUNSON        | DN   | 17.94 |

EVENT 19 15-18 GIRLS 50M SHORT FREE  
 RECORD: 31.06  
 LIZZIE BURNETT PBC 1989

| SWIMMER               | TEAM  | TIME  |
|-----------------------|-------|-------|
| 1. NANCY MITCHELL     | PMP   | 33.19 |
| 2. JULIE JOHNSON      | DEV   | 33.33 |
| 3. LORI SLOAN         | SCR   | 33.40 |
| 4. HESPER BIRKENSTOCK | WCR   | 33.47 |
| 5. KATHRYN GAILEY     | PMP   | 33.49 |
| 6. SUSAN EARLEY       | FOX   | 33.49 |
| 7. BETH SOCHA         | KNW   | 33.62 |
| 8. SONYA SAKEMILLER   | DEV   | 33.66 |
| 9. SARAH TEMPLE       | FW    | 33.90 |
| 10. JESSICA GILBERT   | PMP   | 34.00 |
| 11. KRISTEN BROWN     | PMP   | 34.17 |
| 12. LAUREL OWENS      | PCCRM | 34.19 |
| 13. STACY McCLAIN     | GOW   | 34.28 |
| 14. JOCELYN FARSTAD   | DEV   | 34.40 |
| 15. CARLEY HOWARD     | PCCRM | 34.40 |
| 16. LAURA HENRY       | GOW   | 34.53 |
| 17. ASHLEY KERNS      | SL/MC | 35.06 |
| 18. ERIN HENDLEY      | DN    | 35.06 |
| 19. CHARLOTTE JONES   | GOW   | 35.09 |
| 20. STACEY QUINN      | HL/SF | 35.22 |
| 21. LAUREN ROUNSVILLE | DTR   | 35.28 |
| 22. LAURA SCHWEBACH   | TB    | 35.31 |
| 23. ALYSON FANT       | SL/MC | 35.44 |
| 24. BRANDY GARRISON   | HL/SF | 35.50 |
| ALTERNATES:           |       |       |
| 25. LAURA ROBINSON    | FW    | 35.81 |
| 26. LINDSAY MUNAFO    | TB    | 35.85 |

EVENT 20 15-18 BOYS 50M SHORT FREE  
 RECORD: 26.80  
 D. GORMAN MCC 1977

| SWIMMER             | TEAM  | TIME  |
|---------------------|-------|-------|
| 1. CLAY MILLENER    | HTHTR | 28.44 |
| 2. PHILLIP BARRON   | HL/SF | 28.66 |
| 3. JASON SCHMIDT    | FW    | 28.69 |
| 4. ANDY LINN        | SLF   | 28.94 |
| 5. JASON SHIRLEY    | WHG   | 28.94 |
| 6. TRECYN WATSON    | GOW   | 28.96 |
| 7. WES BRADSHAW     | TB    | 29.04 |
| 8. TYRIN HENDERSON  | WCR   | 29.05 |
| 9. SANDY BOYD       | GOW   | 29.13 |
| 10. CHARLIE PATRICK | BW    | 29.15 |
| 11. BRADLEY BOONE   | FOX   | 29.20 |
| 12. CHRIS ANDERSON  | GCC   | 29.28 |
| 13. JEREMY VAUGHAN  | HTHTR | 29.31 |
| 14. CHRIS COLUMBUS  | HTHTR | 29.50 |
| 15. JOHN KENDALL    | DTR   | 29.82 |
| 16. MARCEL BAKX     | WCR   | 29.91 |
| 17. PAUL HORN       | DN    | 30.15 |
| 18. NICK ROGALSKI   | DN    | 30.25 |
| 19. CHARLIE HALL    | NBB   | 30.25 |
| 20. ANDY GREAVES    | KNW   | 30.50 |
| 21. BRETT STARK     | WCR   | 30.52 |
| 22. GREG VAGEN      | WCR   | 30.54 |
| 23. MICHAEL BORRY   | RBR   | 30.97 |
| 24. TREY COVINGTON  | BW    | 31.18 |
| ALTERNATES:         |       |       |
| 25. CHAD HENDRICKS  | NBB   | 31.50 |
| 26. MIKE LEONARD    | HTHTR | 31.73 |

EVENT 21 8&U GIRLS 100M INDIV. MED.  
 RECORD: 1:55.86  
 J. WYLIE GOW 1978

| SWIMMER               | TEAM | TIME    |
|-----------------------|------|---------|
| 1. JULIA DEZEN        | GCC  | 2:06.15 |
| 2. ALLISON GROGAN     | FOX  | 2:07.22 |
| 3. MELISSA CRAIN      | BH   | 2:07.38 |
| 4. CHARLOTTE POOL     | GCC  | 2:08.09 |
| 5. LINDSAY COOK       | FW   | 2:08.12 |
| 6. KIRKLAND MITCHELL  | GCC  | 2:09.56 |
| 7. ALEXA JANULIS      | PF   | 2:09.84 |
| 8. EMILY SPRAY        | FOX  | 2:10.17 |
| 9. ROBIN VARNER       | BW   | 2:11.65 |
| 10. KELLEY FLYNN      | RW   | 2:12.12 |
| 11. JESSICA BLANCHARD | FW   | 2:12.54 |
| 12. ALLISON WISE      | WCR  | 2:12.69 |
| 13. LISA SLAGH        | CB   | 2:13.07 |
| 14. AMY ELLINGSON     | PF   | 2:13.53 |
| 15. STEPHANIE BANISH  | RW   | 2:14.44 |
| 16. MEREDITH SWILLEY  | GOW  | 2:15.22 |
| 17. WHITNEY HOWELL    | FOX  | 2:15.59 |
| 18. KARLA GILMORE     | WCR  | 2:17.63 |
| 19. BETH PLACKO       | PF   | 2:19.03 |
| 20. RACHAEL POYNTER   | DEV  | 2:19.70 |
| 21. KATIE GUTHRIE     | DTR  | 2:19.84 |
| 22. HANNAH DYKES      | KNW  | 2:22.43 |
| 23. HILLARY SCHRANZE  | SLF  | 2:22.43 |
| 24. INGRAM CARPENTER  | GCC  | 2:25.19 |
| 25. ELIZABETH BROWN   | TB   | 2:25.19 |
| ALTERNATES:           |      |         |
| 26. LAUREN SHOCKLEY   | PF   | 2:25.25 |

EVENT 22 8&U BOYS 100M INDIV. MED.  
 RECORD: 1:52.60  
 JONATHAN SHARPE GOW 1991

| SWIMMER                  | TEAM  | TIME    |
|--------------------------|-------|---------|
| 1. MICHAEL WAGONER       | CB    | 2:06.18 |
| 2. DUSTY BROOKS          | KNW   | 2:06.77 |
| 3. MATT JACKSON          | GCC   | 2:07.25 |
| 4. JASON CRUMPLER        | TB    | 2:07.84 |
| 5. WES PAUL              | GOW   | 2:08.63 |
| 6. JAKE MITCHELL         | TB    | 2:08.94 |
| 7. TIMOTHY LAIRD         | KNW   | 2:09.77 |
| 8. DAVIDSON VERNON       | WHG   | 2:12.18 |
| 9. PEYTON MUNAFO         | TB    | 2:13.06 |
| 10. RYAN KERSHAW         | SLF   | 2:13.10 |
| 11. ANDY COSTA           | EDF   | 2:13.29 |
| 12. MARK YOUNG           | SCR   | 2:13.75 |
| 13. PHILIP BROWN         | PF    | 2:15.97 |
| 14. CHIP HUGHES          | SCR   | 2:16.93 |
| 15. BRETT KENT           | PDHNF | 2:19.18 |
| 16. AARON HARKINS        | DEV   | 2:23.01 |
| 17. CHRISTOPHER HARRISON | WHG   | 2:27.44 |
| 18. BENJAMIN BOROUGHS    | RBR   | 2:28.71 |
| 19. JAY RICHARDSON       | GOW   | 2:30.14 |
| 20. SCOTT WILLIAMS       | PDHNF | 2:30.38 |
| 21. RICHARD DYER         | SCR   | 2:34.05 |
| 22. BROCK COOKE          | PCCRM | 2:38.90 |
| 23. TRAVIS ZUCKER        | DEV   | 2:46.38 |
| 24. ERIC DODDS           | DTR   | 2:47.68 |
| ALTERNATES:              |       |         |

EVENT 23 9-10 GIRLS 100M INDIV. MED.  
 RECORD: 1:36.10  
 JESSICA JARVIS DTR 1991

| SWIMMER                 | TEAM  | TIME    |
|-------------------------|-------|---------|
| 1. JODI HOPKINS         | DEV   | 1:42.72 |
| 2. LESLIE ANDERSON      | PCCRM | 1:43.48 |
| 3. JULIE LORTZ          | PMP   | 1:44.58 |
| 4. JENNI DWYER          | PDHNF | 1:44.84 |
| 5. SUMMER GILLESPIE     | WHG   | 1:45.48 |
| 6. LINDSEY COOPER       | WCR   | 1:45.83 |
| 7. ASHLEY WEBB          | FW    | 1:46.75 |
| 8. KATHERINE WURSTER    | DEV   | 1:48.16 |
| 9. ALLISON STANDARD     | RW    | 1:48.67 |
| 10. LAURA ANNE HENSON   | WCR   | 1:49.15 |
| 11. KRISTEN WATSON      | GOW   | 1:49.30 |
| 12. KATIE BRAEUNIG      | FW    | 1:49.44 |
| 13. ASHLEY LEUCK        | CB    | 1:49.60 |
| 14. ALLISON COLLINS     | GCC   | 1:49.97 |
| 15. ERIN HAMILTON       | HL/SF | 1:50.00 |
| 16. KELLY SHEDD         | HTHTR | 1:50.25 |
| 17. AMANDA VAUGHAN      | HTHTR | 1:50.59 |
| 18. JANE CLAIRE REMICK  | WCR   | 1:50.98 |
| 19. DANA PETERSON       | TB    | 1:51.81 |
| 20. MOLLY WILLET        | GCC   | 1:52.67 |
| 21. KELLY GORDON        | RW    | 1:52.80 |
| 22. KATHLEEN WOOD       | CB    | 1:53.38 |
| 23. MANDY TICKNOR       | BH    | 1:53.56 |
| 24. ANN BROWNING ACKLEY | GOW   | 1:53.62 |
| ALTERNATES:             |       |         |
| 25. PAM RYAN            | TB    | 1:53.64 |
| 26. REBECCA BRADFORD    | GOW   | 1:54.59 |

EVENT 29 15-18 GIRLS 100M INDIV. MED.  
 RECORD: 1:20.58  
 TAMMY SWINK RBR 1993

| SWIMMER              | TEAM  | TIME    |
|----------------------|-------|---------|
| 1. ELLEN COTTER      | KNW   | 1:25.27 |
| 2. SUSAN EARLEY      | FOX   | 1:25.81 |
| 3. COURTNEY HEATH    | DEV   | 1:26.07 |
| 4. ELIZABETH KAY     | DEV   | 1:26.65 |
| 5. AMY FINKELSTEIN   | PBC   | 1:26.72 |
| 6. AMY DICKINSON     | RBR   | 1:26.97 |
| 7. LAUREL OWENS      | PCCRM | 1:27.13 |
| 8. JORDAN SMITH      | PBC   | 1:27.38 |
| 9. JULIE JOHNSON     | DEV   | 1:27.92 |
| 10. ASHLEY GREENE    | BH    | 1:28.09 |
| 11. EMILY CONNERS    | DTR   | 1:28.19 |
| 12. BRANDI FUDURIC   | WG    | 1:28.93 |
| 13. SARAH BALENTINE  | PMP   | 1:28.95 |
| 14. SHARON GALL      | RW    | 1:28.97 |
| 15. LAURA MOXIE      | DEV   | 1:29.56 |
| 16. JENNA HENSON     | WCR   | 1:30.18 |
| 17. KATIE CULLER     | RW    | 1:30.25 |
| 18. KYLEIGH FOX      | PBC   | 1:31.13 |
| 19. TERESA GOODLET   | DTR   | 1:31.33 |
| 20. CHRISTINE WRIGHT | WCR   | 1:32.08 |
| 21. LYNSEY TRAYNHAM  | GCC   | 1:32.72 |
| 22. JESICA EARLEY    | FOX   | 1:33.87 |
| 23. STACEY QUINN     | HL/SF | 1:34.36 |
| 24. KELLY WRIGHT     | WCR   | 1:35.63 |
| ALTERNATES:          |       |         |
| 25. CHARLOTTE TOOLE  | RBR   | 1:36.04 |
| 26. NICOLE OVERHOLT  | EDF   | 1:36.16 |

EVENT 24 9-10 BOYS 100M INDIV. MED.  
 RECORD: 1:32.73  
 SCOTT CAMPBELL DTR 1980

| SWIMMER                 | TEAM  | TIME    |
|-------------------------|-------|---------|
| 1. MICHAEL HENRY        | SL/MC | 1:43.16 |
| 2. JONATHAN EGGERT      | SLF   | 1:43.75 |
| 3. JAKE LYON            | FW    | 1:44.00 |
| 4. ANDY CLAYTON         | DTR   | 1:44.31 |
| 5. CHRIS KOVACS-SCHMALZ | RW    | 1:44.46 |
| 6. KARL TUBBS           | WHG   | 1:44.87 |
| 7. ANDREW STOEBER       | KNW   | 1:45.11 |
| 8. HAMILTON TERRELL     | DEV   | 1:45.22 |
| 9. JOSEPH WENTZKY       | TB    | 1:45.57 |
| 10. MARK WATSON         | GOW   | 1:46.14 |
| 11. KENYON WHETSELL     | GCC   | 1:46.34 |
| 12. MARK BURROWS        | HL/SF | 1:47.78 |
| 13. RYAN KENNEDY        | FW    | 1:48.93 |
| 14. ANDREW LEESON       | DTR   | 1:50.09 |
| 15. BRYSON JONES        | GOW   | 1:51.18 |
| 16. ZACK TAYLOR         | BW    | 1:51.18 |
| 17. ANDREW MAGEE        | DEV   | 1:51.27 |
| 18. ALEX CRIGLER        | GCC   | 1:52.89 |
| 19. CHRISTOPHER TOWERY  | SCR   | 1:53.62 |
| 20. RHETT CRAIG         | GOW   | 1:53.88 |
| 21. STEPHEN ABBOTT      | GOW   | 1:54.00 |
| 22. HALL LAYTON         | EDF   | 1:54.38 |
| 23. TOMMY BENO          | SLF   | 1:55.41 |
| 24. DREW GRISSOM        | PDHNF | 1:55.49 |
| ALTERNATES:             |       |         |
| 25. WILL WHARTON        | DTR   | 1:55.73 |
| 26. JOE BIRKENSTOCK     | WCR   | 1:55.76 |

EVENT 30 15-18 BOYS 100M INDIV. MED.  
 RECORD: 1:10.99  
 HAYES WALSH GOW 1993

| SWIMMER               | TEAM  | TIME    |
|-----------------------|-------|---------|
| 1. T R YODER          | FW    | 1:16.95 |
| 2. GREG INGRAM        | PBC   | 1:18.98 |
| 3. DAVID GREER        | KNW   | 1:19.28 |
| 4. JASON ENGLISBE     | HL/SF | 1:19.56 |
| 5. THOMAS CLARK       | SL/MC | 1:19.83 |
| 6. JEFFREY GLASS      | DEV   | 1:20.56 |
| 7. PHILIP SCHMIDT     | FW    | 1:20.70 |
| 8. RICH HARLEY        | RW    | 1:20.87 |
| 9. BRYAN HOWARD       | PMP   | 1:20.87 |
| 10. MATTHEW BARRON    | HL/SF | 1:21.11 |
| 11. JASON SHIRLEY     | WHG   | 1:21.80 |
| 12. ANDY GREAVES      | KNW   | 1:22.23 |
| 13. DAN LIGON         | DTR   | 1:22.30 |
| 14. NATHAN DAVIS      | PBC   | 1:23.48 |
| 15. SCOTT SLOAN       | TB    | 1:23.88 |
| 16. NATE ROUNSVILLE   | DTR   | 1:25.41 |
| 17. STEPHEN CLARK     | BW    | 1:25.63 |
| 18. MATTHEW CULLER    | RW    | 1:27.49 |
| 19. MONTAGUE LAFFITTE | GCC   | 1:27.60 |
| 20. MICHAEL BORRY     | RBR   | 1:29.69 |
| 21. DREW TRABOOKIS    | RBR   | 1:32.82 |
| 22. ROB ENEY          | BW    | 1:33.91 |
| ALTERNATES:           |       |         |

EVENT 31 8&U GIRLS 25M BREASTSTROKE  
 RECORD: 25.30  
 LAURA MARKS KIG 1978

| SWIMMER                | TEAM  | TIME  |
|------------------------|-------|-------|
| 1. MEREDITH SWILLEY    | GOW   | 27.73 |
| 2. MALLORY BAXTER      | RBR   | 27.93 |
| 3. JESSICA MILAM       | SCR   | 28.15 |
| 4. VICTORIA ECHEVERRIA | SCR   | 28.18 |
| 5. JESSICA FORE        | RW    | 28.56 |
| 6. ALLISON GROGAN      | FOX   | 28.70 |
| 7. KACI McCALL         | GOW   | 28.94 |
| 8. LAUREN SHOCKLEY     | PF    | 28.99 |
| 9. KAITLYN KALBFLEISCH | PF    | 29.22 |
| 10. LINDSEY NEAL       | SLF   | 29.35 |
| 11. ELIZABETH CAMP     | DEV   | 29.43 |
| 12. KIRKLAND MITCHELL  | GCC   | 29.86 |
| 13. MERIDITH PATTERSON | HL/SF | 29.88 |
| 14. MALLIE LITTLEJOHN  | GCC   | 30.03 |
| 15. HILLARY SCHRANZE   | SLF   | 30.09 |
| 16. ALICE WAGNER       | WCR   | 30.09 |
| 17. LEAH CASH          | WCR   | 30.23 |
| 18. MONTE-ANNE PRICE   | WCR   | 30.25 |
| 19. ASHLEY JACKSON     | WCR   | 30.29 |
| 20. KATIE GUTHRIE      | DTR   | 30.31 |
| 21. AMY ELLINGSON      | PF    | 30.32 |
| 22. CHRISTY HERRAN     | PMP   | 30.37 |
| 23. CHRISTINA McLANE   | GCC   | 30.56 |
| 24. KATIE ROSS         | DN    | 30.61 |
| ALTERNATES:            |       |       |
| 25. CAROLINE ELLIS     | WHG   | 30.85 |
| 26. KATIE AYER         | DTR   | 31.02 |

EVENT 32 8&U BOYS 25M BREASTSTROKE  
 RECORD: 23.94  
 BRETT NICHOLS PDH 1992

| SWIMMER             | TEAM  | TIME  |
|---------------------|-------|-------|
| 1. JASON CRUMPLER   | TB    | 26.09 |
| 2. BRETT KENT       | PDHNF | 26.19 |
| 3. JACOB DANNER     | BH    | 26.25 |
| 4. CHIP HUGHES      | SCR   | 26.30 |
| 5. SCOTT BURGESS    | PMP   | 26.34 |
| 6. DAVID HURT       | WG    | 26.64 |
| 7. DAVIDSON VERNON  | WHG   | 26.69 |
| 8. KENT GIGUERE     | GCC   | 26.87 |
| 9. ARTIE HOWSON     | GCC   | 27.40 |
| 10. JAY RICHARDSON  | GOW   | 27.67 |
| 11. ZACK NANCE      | PMP   | 27.68 |
| 12. DUSTY BROOKS    | KNW   | 27.83 |
| 13. KYLE WARNOCK    | RW    | 28.25 |
| 14. KIT POLEN       | RW    | 28.32 |
| 15. JORDAN FINLAY   | PDHNF | 28.35 |
| 16. EVAN BOUTILIER  | DEV   | 28.95 |
| 17. JOSEPH MOON     | GCC   | 29.22 |
| 18. NATHAN HENRY    | SL/MC | 29.38 |
| 19. PATRICK JACKSON | DEV   | 29.44 |
| 20. STEVIE EPPS     | FW    | 29.49 |
| 21. JAMES O'NEAL    | GCC   | 29.57 |
| 22. MATT COX        | DTR   | 29.60 |
| 23. ANDREW PETTIT   | KNW   | 29.69 |
| 24. ERIC DODDS      | DTR   | 29.91 |
| ALTERNATES:         |       |       |
| 25. DUSTY BUCHANAN  | HTHTR | 30.56 |
| 26. CHRIS WHITE     | HL/SF | 30.56 |

EVENT 33 9-10 GIRLS 25M BREASTSTROKE  
 RECORD: 21.18  
 ASHLEY GILBERT DTR 1990

| SWIMMER                 | TEAM  | TIME  |
|-------------------------|-------|-------|
| 1. ANNE GIGUERE         | GCC   | 22.90 |
| 2. LUCY BELCHER         | WCR   | 22.96 |
| 3. MANDY TICKNOR        | BH    | 23.24 |
| 4. MARY RACHEL THOMPSON | SL/MC | 23.34 |
| 5. ALLISON COLLINS      | GCC   | 23.37 |
| 6. LAURA ANNE HENSON    | WCR   | 23.38 |
| 7. ASHLEY LEUCK         | CB    | 23.43 |
| 8. PAM RYAN             | TB    | 23.51 |
| 9. SUMMER GILLESPIE     | WHG   | 23.57 |
| 10. KAYLA STACHNIAK     | PCCRM | 23.63 |
| 11. TYLER MITCHELL      | GCC   | 23.69 |
| 12. KATHLEEN WOOD       | CB    | 23.69 |
| 13. CARRIE BUNNEL       | DEV   | 23.78 |
| 14. ALYSHA SOUTHERLAND  | PBC   | 23.94 |
| 15. NANCY WILBURN       | PMP   | 23.95 |
| 16. ELISABETH WILSON    | KNW   | 24.07 |
| 17. AMY PAUL            | GOW   | 24.12 |
| 18. STACIE HOWARD       | GOW   | 24.14 |
| 19. ABBY WILLIAMSON     | SCR   | 24.22 |
| 20. RACHEL THOMASON     | SL/MC | 24.26 |
| 21. CASSIE SKITT        | EDF   | 24.41 |
| 22. ASHLEY NEWELL       | RW    | 24.43 |
| 23. LAUREN MASSA        | RW    | 24.46 |
| 24. ALLYSON SMALL       | FW    | 24.50 |
| ALTERNATES:             |       |       |
| 25. AMANDA MOON         | BH    | 24.51 |
| 26. ERIN FITZGERALD     | SL/MC | 24.65 |

EVENT 34 9-10 BOYS 25M BREASTSTROKE  
 RECORD: 20.96  
 E. WEST GOW 1987

| SWIMMER              | TEAM  | TIME  |
|----------------------|-------|-------|
| 1. BRIAN KAMINSKI    | SCR   | 23.38 |
| 2. CHAD COX          | DTR   | 23.53 |
| 3. AARON JARVIS      | DTR   | 23.61 |
| 4. JIMMY CLEVELAND   | HTHTR | 23.63 |
| 5. LEE COKER         | EDF   | 23.66 |
| 6. PATRICK SCARLETT  | GOW   | 23.87 |
| 7. BRIAN FONVILLE    | RW    | 24.01 |
| 8. RO KNIGHT         | GCC   | 24.06 |
| 9. KYLE LOWRY        | FW    | 24.31 |
| 10. ADAM MORSE       | NBB   | 24.41 |
| 11. JACK KISHLAR     | FW    | 24.50 |
| 12. JOSH KEMP        | HL/SF | 24.54 |
| 13. BRENT POYNTER    | DEV   | 24.68 |
| 14. DAVID CALDWELL   | DTR   | 24.92 |
| 15. STEVEN BAXTER    | PCCRM | 25.03 |
| 16. SILAS MORGAN     | FW    | 25.08 |
| 17. JEFFREY MORGAN   | DTR   | 25.09 |
| 18. TRA DUMIT        | RBR   | 25.16 |
| 19. ADAM MOORE       | FW    | 25.25 |
| 20. JOE BIRKENSTOCK  | WCR   | 25.28 |
| 21. GEOFFREY DRUMM   | PF    | 25.33 |
| 22. MICHAEL SHORT    | RW    | 25.35 |
| 23. JONATHAN JACKSON | DEV   | 25.47 |
| 24. WILLIAM FRYE     | BW    | 25.52 |
| ALTERNATES:          |       |       |
| 25. BENJAMIN SMITH   | FW    | 25.56 |
| 26. BRENT MILL       | RBR   | 25.59 |

EVENT 39 15-18 GIRLS 50M BREASTSTROKE  
 RECORD: 41.45  
 CATHERINE BLACK FOX 1992

| SWIMMER                | TEAM  | TIME  |
|------------------------|-------|-------|
| 1. PRENTICE DOBSON     | GCC   | 43.50 |
| 2. STACEY QUINN        | HL/SF | 43.57 |
| 3. STACY McCLAIN       | GOW   | 43.65 |
| 4. LINDSAY GRAVES      | SL/MC | 43.66 |
| 5. AMANDA BROWN        | PMP   | 43.83 |
| 6. BRANDI FUDURIC      | WG    | 43.84 |
| 7. COURTNEY ATKINSON   | SL/MC | 43.84 |
| 8. JOCELYN FARSTAD     | DEV   | 44.15 |
| 9. STEFANIE GILBERT    | PMP   | 44.41 |
| 10. LAUREN ROUNSVILLE  | DTR   | 44.64 |
| 11. ALYSON FANT        | SL/MC | 44.74 |
| 12. TERESA GOODLET     | DTR   | 44.88 |
| 13. KYLEIGH FOX        | PBC   | 45.01 |
| 14. JULIE JOHNSON      | DEV   | 45.22 |
| 15. HESPER BIRKENSTOCK | WCR   | 45.63 |
| 16. VANESS FISHER      | HTHTR | 45.72 |
| 17. SHANNON GODFREY    | KNW   | 45.99 |
| 18. CHARLOTTE TOOLE    | RBR   | 46.38 |
| 19. LAURA HENRY        | GOW   | 46.41 |
| 20. JILL SCHWEBACH     | TB    | 46.50 |
| 21. CHARLOTTE JONES    | GOW   | 46.77 |
| 22. KELLY WRIGHT       | WCR   | 46.89 |
| 23. JESICA EARLEY      | FOX   | 47.01 |
| 24. ELLISON MANLEY     | PCCRM | 47.06 |
| 25. OLIVIA SPEAKMAN    | DEV   | 47.25 |
| ALTERNATES:            |       |       |
| 26. JENNY McCLINTOCK   | SLF   | 47.58 |

EVENT 40 15-18 BOYS 50M BREASTSTROKE  
 RECORD: 36.15  
 DON KLAMFOTH SMC 1989

| SWIMMER            | TEAM  | TIME  |
|--------------------|-------|-------|
| 1. TREY COVINGTON  | BW    | 39.44 |
| 2. CLAY MILLENER   | HTHTR | 39.74 |
| 3. GREG VAGEN      | WCR   | 39.77 |
| 4. SANDY BOYD      | GOW   | 39.84 |
| 5. EVAN PISTOLIS   | BW    | 40.09 |
| 6. BRANT LEONARD   | HTHTR | 40.20 |
| 7. LEE FRONEBERGER | DEV   | 40.58 |
| 8. BAKER RATLIFF   | PDHNF | 40.62 |
| 9. GREG INGRAM     | PBC   | 41.15 |
| 10. NATHAN DAVIS   | PBC   | 41.19 |
| 11. JEFFREY GLASS  | DEV   | 41.34 |
| 12. MATTHEW CULLER | RW    | 41.42 |
| 13. CURTIS BROOKER | WCR   | 41.44 |
| 14. JOHN KENDALL   | DTR   | 41.66 |
| 15. PAUL HORN      | DN    | 41.81 |
| 16. DAN LIGON      | DTR   | 42.46 |
| 17. WAYNE YOUNT    | TB    | 42.66 |
| 18. SCOTT SLOAN    | TB    | 43.00 |
| 19. MIKE LEONARD   | HTHTR | 43.16 |
| 20. CHARLIE HALL   | NBB   | 44.09 |
| 21. ROB ENEY       | BW    | 44.32 |
| 22. DREW TRABOOKIS | RBR   | 44.53 |
| 23. ASBURY LAWTON  | NBB   | 45.87 |
| 24. DAVID RHODES   | WCR   | 45.94 |
| ALTERNATES:        |       |       |
| 25. ZACH GUTTERY   | RW    | 46.51 |
| 26. EDDIE HORNSBY  | WCR   | 49.96 |

EVENT 41 8&U GIRLS 50M LONG FREE  
 RECORD: 42.47  
 MACI MARTIN EDF 1980

| SWIMMER                | TEAM  | TIME  |
|------------------------|-------|-------|
| 1. CHARLOTTE OWENS     | BH    | 49.36 |
| 2. VICTORIA ECHEVERRIA | SCR   | 49.50 |
| 3. MEREDITH GIBBONS    | RW    | 50.14 |
| 4. CHRISTINA WILLIAMS  | GOW   | 50.51 |
| 5. ANDREA RAWLINSON    | SLF   | 50.53 |
| 6. LINDSEY HAWKINS     | KNW   | 50.54 |
| 7. WHITNEY HOWELL      | FOX   | 50.62 |
| 8. MELISSA CRAIN       | BH    | 50.87 |
| 9. LAUREN CASSELANO    | SLF   | 51.29 |
| 10. SUZANNE BRUNSON    | DN    | 51.31 |
| 11. JESSE REESE        | SLF   | 51.38 |
| 12. LINDSAY COOK       | FW    | 51.45 |
| 13. BONNIE GERLAUGH    | NBB   | 51.50 |
| 14. STEPHANIE BANISH   | RW    | 51.62 |
| 15. JACLYN SPENCER     | TB    | 51.64 |
| 16. JESSICA BLANCHARD  | FW    | 51.72 |
| 17. KINSEY GRAY        | GOW   | 51.86 |
| 18. CHARLIE COLLINS    | GCC   | 52.06 |
| 19. SARAH MITCHEM      | WG    | 52.19 |
| 20. KAREN WURSTER      | DEV   | 52.63 |
| 21. MEREDITH HULTMAN   | GCC   | 52.89 |
| 22. KIMBERLY SKINNER   | PCCRM | 52.93 |
| ALTERNATES:            |       |       |
| 23. BETH HERSHEY       | WCR   | 53.00 |
| 24. KENDALL ORDERS     | GOW   | 53.13 |

EVENT 42 8&U BOYS 50M LONG FREE  
 RECORD: 40.89  
 T. LACOSTE GOW 1980

| SWIMMER             | TEAM  | TIME  |
|---------------------|-------|-------|
| 1. JOSEPH MOON      | GCC   | 45.94 |
| 2. JAKE MITCHELL    | TB    | 45.96 |
| 3. TYLER WATSON     | BW    | 46.13 |
| 4. BRAD SMITH       | BH    | 46.28 |
| 5. JASON LEVENTIS   | DEV   | 46.37 |
| 6. RICHARD McAVOY   | BW    | 46.66 |
| 7. MARK YOUNG       | SCR   | 47.20 |
| 8. JERRY CASSELANO  | SLF   | 47.51 |
| 9. TIMOTHY LAIRD    | KNW   | 47.60 |
| 10. PHILLIP HARTE   | TB    | 47.97 |
| 11. RICHARD DYER    | SCR   | 48.05 |
| 12. CAMERON BENTLEY | BH    | 48.06 |
| 13. RYAN KERSHAW    | SLF   | 48.25 |
| 14. SCOTT BURGESS   | PMP   | 48.86 |
| 15. BILLY BASKIN    | GOW   | 48.91 |
| 16. PEYTON MUNAFO   | TB    | 48.94 |
| 17. AARON HARKINS   | DEV   | 49.19 |
| 18. MATT JACKSON    | GCC   | 50.41 |
| 19. JAMIE HUNT      | GOW   | 50.93 |
| 20. DREW BASKIN     | GOW   | 50.97 |
| 21. ELLIOTT CRAIG   | BH    | 51.56 |
| 22. STEPHEN HARRILL | SCR   | 51.63 |
| 23. SAM WHIPPLE     | PMP   | 51.72 |
| 24. BRETT WARREN    | PDHNF | 51.96 |
| ALTERNATES:         |       |       |
| 25. DAVID BRICE     | GCC   | 52.12 |
| 26. ANDREW WILLIAMS | WCR   | 52.42 |

EVENT 43 9-10 GIRLS 50M LONG FREE  
 RECORD: 36.44  
 KELLY ORTMEIER KNW 1992

| SWIMMER                | TEAM  | TIME  |
|------------------------|-------|-------|
| 1. CLAIBORNE KOEHLER   | GOW   | 39.68 |
| 2. KATIE WEAVER        | DTR   | 39.93 |
| 3. JENNI DWYER         | PDHNF | 39.98 |
| 4. KRISTINE ASHFORD    | DEV   | 40.11 |
| 5. DANA PETERSON       | TB    | 40.43 |
| 6. ELIZABETH HURT      | WG    | 40.78 |
| 7. BRITTANY STRICKLAND | HL/SF | 40.78 |
| 8. JAIME TRAMMELL      | PCCRM | 40.84 |
| 9. MARY BETH NESSLER   | SLF   | 41.10 |
| 10. AMANDA MOON        | BH    | 41.59 |
| 11. ANNA PRIESTER      | SCR   | 41.69 |
| 12. BETSY GLASS        | WHG   | 41.78 |
| 13. ERIN GRAY          | GOW   | 41.88 |
| 14. ALLISON STANDARD   | RW    | 42.08 |
| 15. JODI HOPKINS       | DEV   | 42.17 |
| 16. MARISSA MORSE      | DEV   | 42.22 |
| 17. EMILIE SCHILLER    | SCR   | 42.34 |
| 18. SUMMER GILLESPIE   | WHG   | 42.36 |
| 19. STEPHANIE BACON    | RW    | 42.38 |
| 20. KELLY GORDON       | RW    | 42.41 |
| 21. KATIE BRAEUNIG     | FW    | 42.53 |
| 22. CARRIE RICHARDSON  | WG    | 42.60 |
| 23. ERIKA BAREFOOT     | CB    | 42.75 |
| 24. ASHLEY NEWELL      | RW    | 43.00 |
| ALTERNATES:            |       |       |
| 25. CAROLINE BUELER    | SLF   | 43.10 |
| 26. KATHLEEN WOOD      | CB    | 43.40 |

EVENT 44 9-10 BOYS 50M LONG FREE  
 RECORD: 35.91  
 ALYN ABRAMS MCC 1982

| SWIMMER             | TEAM  | TIME  |
|---------------------|-------|-------|
| 1. JOHN REYNOLDS    | GOW   | 39.23 |
| 2. MATTHEW PALKA    | SCR   | 39.34 |
| 3. KENYON WHETSELL  | GCC   | 39.63 |
| 4. BRIAN KAMINSKI   | SCR   | 39.78 |
| 5. TRA DUMIT        | RBR   | 39.88 |
| 6. WILL WHARTON     | DTR   | 40.05 |
| 7. ANDY CLAYTON     | DTR   | 40.28 |
| 8. KYLE KURTZ       | RW    | 40.38 |
| 9. NICHOLAS SMITH   | CB    | 40.43 |
| 10. MATTHEW SWILLEY | GOW   | 40.97 |
| 11. KYLE LOWRY      | FW    | 41.21 |
| 12. ZACK COOPER     | CB    | 41.44 |
| 13. ROMAIN KIDD     | SLF   | 41.59 |
| 14. BRENT POYNTER   | DEV   | 41.62 |
| 15. CHRIS HARRIGAN  | CB    | 41.65 |
| 16. RYAN BRUNSON    | DN    | 41.68 |
| 17. PAUL GODFREY    | PMP   | 41.69 |
| 18. MICHAEL HENRY   | SL/MC | 41.83 |
| 19. RHETT CRAIG     | GOW   | 42.06 |
| 20. KYLE MATHES     | WCR   | 42.17 |
| 21. PETER BROERING  | FW    | 42.39 |
| 22. JAKE MENDENHALL | GOW   | 42.44 |
| 23. ALEX CRIGLER    | GCC   | 42.62 |
| 24. HALL LAYTON     | EDF   | 42.81 |
| ALTERNATES:         |       |       |
| 25. ADAM MORSE      | NBB   | 42.84 |
| 26. CHASE CAMPBELL  | PBC   | 42.95 |

EVENT 49 15-18 GIRLS 100M LONG FREE  
 RECORD: 1:10.48  
 TEREASA BORRY RBR 1992

| SWIMMER                | TEAM  | TIME    |
|------------------------|-------|---------|
| 1. ASHLEY GREENE       | BH    | 1:16.59 |
| 2. ELIZABETH KAY       | DEV   | 1:16.78 |
| 3. SUSAN EARLEY        | FOX   | 1:17.16 |
| 4. KRISTEN BROWN       | PMP   | 1:17.53 |
| 5. STACY McCLAIN       | GOW   | 1:18.16 |
| 6. ERIN COKER          | DEV   | 1:18.40 |
| 7. COURTNEY HEATH      | DEV   | 1:18.50 |
| 8. MARY LYN OGLETREE   | DEV   | 1:18.72 |
| 9. ASHLEY KERNS        | SL/MC | 1:19.01 |
| 10. KATHRYN GAILEY     | PMP   | 1:19.06 |
| 11. SARAH BALENTINE    | PMP   | 1:19.06 |
| 12. CARLEY HOWARD      | PCCRM | 1:19.48 |
| 13. SHANNON GODFREY    | KNW   | 1:19.66 |
| 14. HESPER BIRKENSTOCK | WCR   | 1:19.81 |
| 15. AMY FINKELSTEIN    | PBC   | 1:20.44 |
| 16. KYLEIGH FOX        | PBC   | 1:20.71 |
| 17. CHRISTINE WRIGHT   | WCR   | 1:20.83 |
| 18. BRANDY GARRISON    | HL/SF | 1:21.81 |
| 19. SHARON GALL        | RW    | 1:22.19 |
| 20. ASHLEY PENDINO     | PCCRM | 1:23.13 |
| 21. ALYSON FANT        | SL/MC | 1:23.87 |
| 22. ASHLEY McDONALD    | NBB   | 1:24.20 |
| 23. CAROLINE BURGESS   | PCCRM | 1:25.33 |
| 24. LAURA SCHWEBACH    | TB    | 1:26.46 |
| ALTERNATES:            |       |         |
| 25. PRENTICE DOBSON    | GCC   | 1:27.91 |
| 26. JENNY McCLINTOCK   | SLF   | 1:28.16 |

EVENT 50 15-18 BOYS 100M LONG FREE  
 RECORD: 1:01.74  
 MIKE LEONARD SCR 1984

| SWIMMER               | TEAM  | TIME    |
|-----------------------|-------|---------|
| 1. JEFF SMITH         | FW    | 1:06.50 |
| 2. BRADLEY BOONE      | FOX   | 1:06.57 |
| 3. ANDY LINN          | SLF   | 1:06.89 |
| 4. TRECY WATSON       | GOW   | 1:07.10 |
| 5. THOMAS CLARK       | SL/MC | 1:07.91 |
| 6. TIMOTHY FONVILLE   | RW    | 1:07.96 |
| 7. PHILLIP BARRON     | HL/SF | 1:08.20 |
| 8. CHRIS ANDERSON     | GCC   | 1:08.64 |
| 9. BRANDON DUFALA     | PBC   | 1:08.67 |
| 10. GREG VAGEN        | WCR   | 1:08.85 |
| 11. CHRIS RUEHLMANN   | DEV   | 1:09.04 |
| 12. DAVID GREER       | KNW   | 1:09.36 |
| 13. RICH HARLEY       | RW    | 1:09.50 |
| 14. NATHAN DAVIS      | PBC   | 1:09.68 |
| 15. JAY FREEMAN       | WCR   | 1:09.80 |
| 16. BRETT STARK       | WCR   | 1:10.27 |
| 17. STEPHEN CLARK     | BW    | 1:10.64 |
| 18. NICK ROGALSKI     | DN    | 1:12.21 |
| 19. MICHAEL BORRY     | RBR   | 1:12.56 |
| 20. LEE FRONEBERGER   | DEV   | 1:12.84 |
| 21. MARCEL BAKX       | WCR   | 1:13.42 |
| 22. MONTAGUE LAFFITTE | GCC   | 1:14.40 |
| 23. EVAN PISTOLIS     | BW    | 1:15.37 |
| 24. CURTIS BROOKER    | WCR   | 1:16.82 |
| ALTERNATES:           |       |         |
| 25. ASBURY LAWTON     | NBB   | 1:27.00 |

12  
108.58

EVENT 51 8&U GIRLS 25M BACKSTROKE  
 RECORD: 23.93  
 KRISTIN HAMILTON HL 1991

| SWIMMER                  | TEAM  | TIME  |
|--------------------------|-------|-------|
| 1. MANDI STREETMAN       | BH    | 28.16 |
| 2. LAUREN HALOULOS       | FW    | 28.20 |
| 3. CHELSEA RUDISILL      | GCC   | 28.34 |
| 4. CALLIE CATALANA       | SCR   | 28.69 |
| 5. MEGHAN DAILEY         | SLF   | 28.70 |
| 6. CHARLIE COLLINS       | GCC   | 29.03 |
| 7. HILLARY SCHRANZE      | SLF   | 29.06 |
| 8. KATY SEAMAN           | RW    | 29.07 |
| 9. KATIE GUTHRIE         | DTR   | 29.13 |
| 10. JENI CULBERSON       | SCR   | 29.32 |
| 11. ERIN LOUIS           | WCR   | 29.47 |
| 12. KATIE BAILEY         | WHG   | 29.69 |
| 13. ASHLEY ROSS          | DN    | 29.75 |
| 14. ANN LEIGHTON COLEMAN | GOW   | 29.87 |
| 15. CASSIE ELLIOT        | BH    | 30.02 |
| 16. KATIE AYER           | DTR   | 30.10 |
| 17. ALICE WAGNER         | WCR   | 30.45 |
| 18. KRISTEN WORTH        | SCR   | 30.53 |
| 19. CAROLINE ELLIS       | WHG   | 30.67 |
| 20. LAUREN SMITH         | CB    | 31.03 |
| 21. CHANCIE LEWIS        | SL/MC | 31.03 |
| 22. CHRISTINE LEGRAND    | DEV   | 31.19 |
| 23. KAITLYN KALBFLEISCH  | PF    | 31.21 |
| 24. LACEY STEELE         | FW    | 31.25 |
| 25. COURTNEY ELROD       | SL/MC | 31.25 |
| ALTERNATES:              |       |       |
| 26. SARAH MITCHEM        | WG    | 31.34 |
| 27. CAROLINE DANA        | GOW   | 31.34 |

EVENT 52 8&U BOYS 25M BACKSTROKE  
 RECORD: 21.30  
 WADE WIMMER DEV 1980

| SWIMMER                 | TEAM  | TIME  |
|-------------------------|-------|-------|
| 1. ANDY COSTA           | EDF   | 27.28 |
| 2. JOHN CARSON          | PBC   | 27.28 |
| 3. TYLER JARRETT        | BH    | 27.30 |
| 4. HAMPTON BROWN        | DN    | 27.52 |
| 5. CHRIS DESHIELDS      | PMP   | 27.52 |
| 6. SHEA DUNBAR          | PMP   | 28.25 |
| 7. CHRISTOPHER HARRISON | WHG   | 28.50 |
| 8. JAMIE POIRIER        | SLF   | 28.71 |
| 9. COLIN TICE           | PF    | 28.72 |
| 10. DEVIN CAMPBELL      | PBC   | 29.21 |
| 11. BRAD MITCHELL       | SCR   | 29.27 |
| 12. DREW BASKIN         | GOW   | 29.34 |
| 13. TRAVIS ZUCKER       | DEV   | 29.54 |
| 14. MICHAEL GRIFFIN     | HL/SF | 29.89 |
| 15. STEVIE EPPS         | FW    | 29.95 |
| 16. JOEL HAMNER         | SL/MC | 30.13 |
| 17. CHRISTOPHER GAY     | WHG   | 30.31 |
| 18. ALAN STONE          | SL/MC | 30.47 |
| 19. MARK WOLTER         | SCR   | 30.67 |
| 20. SEAN MARKEY         | FW    | 30.78 |
| 21. TRACE PARKER        | NBB   | 30.97 |
| 22. ERIC DODDS          | DTR   | 31.06 |
| 23. SCOTT GARDNER       | KNW   | 31.20 |
| 24. ALLEN KLUMP         | KNW   | 31.20 |
| ALTERNATES:             |       |       |
| 25. ANDREW GRIGG        | FOX   | 31.75 |
| 26. WILL SMITH          | BH    | 31.83 |

EVENT 53 9-10 GIRLS 25M BACKSTROKE  
 RECORD: 19.92  
 CHANTAL NORTH-COOMBES GOW 1990

| SWIMMER                  | TEAM  | TIME  |
|--------------------------|-------|-------|
| 1. ALLISON STANDARD      | RW    | 22.64 |
| 2. AMY JORDAN            | DEV   | 22.76 |
| 3. MICHELE PRIMEAU       | RW    | 22.83 |
| 4. ERIN GRAY             | GOW   | 22.94 |
| 5. ERIN HAMILTON         | HL/SF | 22.94 |
| 6. AMANDA VAUGHAN        | HTHTR | 22.97 |
| 7. ERIN SHALLCROSS       | FW    | 23.09 |
| 8. CHRISTINE JUDD        | SCR   | 23.15 |
| 9. CAROLINE BUELER       | SLF   | 23.16 |
| 10. STACIE HOWARD        | GOW   | 23.17 |
| 11. LAUREN MASSA         | RW    | 23.22 |
| 12. CANDACE DEFELICE     | PF    | 23.25 |
| 13. LESLIE ANDERSON      | PCCRM | 23.26 |
| 14. MARY GLEN HOWERTON   | FW    | 23.59 |
| 15. VERONICA HAWSMAN     | DEV   | 23.67 |
| 16. ANNE COOPER ELLEFSON | GCC   | 23.68 |
| 17. ALI JACKSON          | SCR   | 23.75 |
| 18. ELISABETH WILSON     | KNW   | 23.89 |
| 19. HEATHER DENNIS       | PDHNF | 24.09 |
| 20. DANA PETERSON        | TB    | 24.18 |
| 21. KRISTEN ALDEBOL      | KNW   | 24.24 |
| 22. KELLY GORDON         | RW    | 24.25 |
| 23. LINDSEY SMITH        | DTR   | 24.40 |
| 24. ALYSHA SOUTHERLAND   | PBC   | 24.48 |
| ALTERNATES:              |       |       |
| 25. LAUREN HAILEY        | PMP   | 24.59 |
| 26. KERI CRIBBS          | WHG   | 24.63 |

EVENT 54 9-10 BOYS 25M BACKSTROKE  
 RECORD: 20.22  
 BEN DIXON DTR 1982

| SWIMMER             | TEAM  | TIME  |
|---------------------|-------|-------|
| 1. JAKE MENDENHALL  | GOW   | 22.19 |
| 2. BRYSON JONES     | GOW   | 22.25 |
| 3. MARK BURROWS     | HL/SF | 22.27 |
| 4. MARK WATSON      | GOW   | 22.32 |
| 5. BRIAN CHURCH     | WCR   | 22.48 |
| 6. RYAN THACKSTON   | TB    | 22.68 |
| 7. ROBBIE MCKINLEY  | FW    | 22.78 |
| 8. PIERSON GUST     | PMP   | 22.87 |
| 9. ZACK TAYLOR      | BW    | 23.00 |
| 10. BRENT KRUIHOF   | RW    | 23.14 |
| 11. LEE COKER       | EDF   | 23.16 |
| 12. KARL TUBBS      | WHG   | 23.18 |
| 13. TAYLOR FRICKE   | RW    | 23.24 |
| 14. JEFFREY MORGAN  | DTR   | 23.31 |
| 15. JON LITCHFIELD  | TB    | 23.35 |
| 16. ROMAIN KIDD     | SLF   | 23.40 |
| 17. ADAM EWOLDSSEN  | DEV   | 23.53 |
| 18. JAKE LYON       | FW    | 23.56 |
| 19. CHRIS HARRIGAN  | CB    | 23.59 |
| 20. ANDREW MAGEE    | DEV   | 23.69 |
| 21. JIMMY CLEVELAND | HTHTR | 23.87 |
| 22. FRANK BEATY     | WG    | 24.09 |
| 23. FOSTER FREEMAN  | GCC   | 24.10 |
| 24. BRIAN FONVILLE  | RW    | 24.34 |
| ALTERNATES:         |       |       |
| 25. MIKE CREASY     | HTHTR | 24.43 |
| 26. KYLE MATHES     | WCR   | 24.47 |



EVENT 59 15-18 GIRLS 50M BACKSTROKE  
 RECORD: 36.95  
 JULIE WHARTON DTR 1993

| SWIMMER               | TEAM  | TIME  |
|-----------------------|-------|-------|
| 1. MELISSA BORRY      | RBR   | 41.04 |
| 2. LYNSEY TRAYNHAM    | GCC   | 41.06 |
| 3. LEIGH WILLIAMSON   | PBC   | 41.22 |
| 4. ELIZABETH KAY      | DEV   | 41.33 |
| 5. SHANNON GODFREY    | KNW   | 42.13 |
| 6. JESICA EARLEY      | FOX   | 42.17 |
| 7. SONYA SAKEMILLER   | DEV   | 42.53 |
| 8. CHARLOTTE JONES    | GOW   | 42.57 |
| 9. STEFANIE GILBERT   | PMP   | 42.96 |
| 10. AMANDA BROWN      | PMP   | 42.98 |
| 11. TERESA GOODLET    | DTR   | 43.03 |
| 12. BRANDY GARRISON   | HL/SF | 43.22 |
| 13. JENNIFER BACON    | RW    | 43.41 |
| 14. VANESS FISHER     | HTHTR | 43.68 |
| 15. LINDSAY MUNAFO    | TB    | 43.94 |
| 16. JENNA HENSON      | WCR   | 43.94 |
| 17. ERIN HENDLEY      | DN    | 44.72 |
| 18. COURTNEY ATKINSON | SL/MC | 44.91 |
| 19. SHARON GALL       | RW    | 45.04 |
| 20. CARLEY HOWARD     | PCCRM | 45.31 |
| 21. LESLIE SHEDD      | HTHTR | 45.35 |
| 22. KATIE CULLER      | RW    | 45.70 |
| 23. ELIZABETH GAINES  | FW    | 45.77 |
| 24. NICOLE OVERHOLT   | EDF   | 46.09 |
| ALTERNATES:           |       |       |
| 25. NIKKI HOWARD      | GOW   | 48.47 |
| 26. JENNIFER MANN     | SLF   | 49.05 |
| 27. LENDA JORDAN      | KNW   | 49.80 |

EVENT 60 15-18 BOYS 50M BACKSTROKE  
 RECORD: 33.94  
 PRESTON ARMSTRONG GOW 1992

| SWIMMER               | TEAM  | TIME  |
|-----------------------|-------|-------|
| 1. WES BRADSHAW       | TB    | 36.03 |
| 2. MAC WILSON         | GOW   | 36.19 |
| 3. JASON ENGLISBE     | HL/SF | 36.23 |
| 4. MARCEL BAKX        | WCR   | 36.84 |
| 5. BRYAN HOWARD       | PMP   | 37.08 |
| 6. WARREN McSWEENEY   | UNAT  | 37.16 |
| 7. NATE ROUNSVILLE    | DTR   | 37.18 |
| 8. MARK SCHMIDT       | PDHNF | 37.67 |
| 9. BRADLEY BOONE      | FOX   | 37.70 |
| 10. RICH HARLEY       | RW    | 38.09 |
| 11. CLARK LIGON       | DTR   | 38.10 |
| 12. LEE FRONEBERGER   | DEV   | 38.53 |
| 13. MATTHEW BARRON    | HL/SF | 38.93 |
| 14. DAVID GREER       | KNW   | 39.34 |
| 15. MIKE LEONARD      | HTHTR | 39.63 |
| 16. CHRIS RUEHLMANN   | DEV   | 40.03 |
| 17. MONTAGUE LAFFITTE | GCC   | 40.08 |
| 18. PAUL HORN         | DN    | 40.63 |
| 19. TREY COVINGTON    | BW    | 40.72 |
| 20. ALEX CLAYTON      | BH    | 41.48 |
| 21. DAVID RHODES      | WCR   | 43.37 |
| 22. TYRIN HENDERSON   | WCR   | 44.97 |
| 23. DREW TRABOOKIS    | RBR   | 45.82 |
| 24. MATTHEW CULLER    | RW    | 45.87 |
| ALTERNATES:           |       |       |
| 25. WAYNE YOUNT       | TB    | 46.04 |
| 26. EDDIE HORNSBY     | WCR   | 49.98 |

20  
40.86

EVENT 61 8&U GIRLS 25M BUTTERFLY  
 RECORD: 22.09  
 JULIE LAWRENCE TB 1993

| SWIMMER                 | TEAM  | TIME  |
|-------------------------|-------|-------|
| 1. BETH PLACKO          | PF    | 26.65 |
| 2. ADELLE MORO          | DTR   | 26.91 |
| 3. SUZANNE BRUNSON      | DN    | 26.97 |
| 4. KACI McCALL          | GOW   | 27.02 |
| 5. LAURA MAY            | NBB   | 27.09 |
| 6. KATIE ECKEL          | DTR   | 27.28 |
| 7. STEPHANY RICHARDS    | EDF   | 27.34 |
| 8. ANN LEIGHTON COLEMAN | GOW   | 27.53 |
| 9. KIMBERLY SKINNER     | PCCRM | 27.56 |
| 10. CHELSEA RUDISILL    | GCC   | 27.60 |
| 11. JESSE REESE         | SLF   | 27.78 |
| 12. MEREDITH SWILLEY    | GOW   | 27.81 |
| 13. KELLY SMITH         | SLF   | 28.06 |
| 14. ROBIN VARNER        | BW    | 28.19 |
| 15. KARLA GILMORE       | WCR   | 28.50 |
| 16. INGRAM CARPENTER    | GCC   | 28.53 |
| 17. CHAR'LEE PICKENS    | BH    | 28.72 |
| 18. JULIA DEZEN         | GCC   | 28.91 |
| 19. LINDSEY NEAL        | SLF   | 29.13 |
| 20. LAUREN SHOCKLEY     | PF    | 29.25 |
| 21. CAROLINE DANA       | GOW   | 29.34 |
| 22. BRITTANY FULLER     | TB    | 29.50 |
| 23. CHRISTINA WILLIAMS  | GOW   | 29.87 |
| 24. STEPHANIE BANISH    | RW    | 29.91 |
| ALTERNATES:             |       |       |
| 25. CHRISTINE LEGRAND   | DEV   | 30.27 |
| 26. MELISSA BELLANTONI  | TB    | 30.50 |

EVENT 62 8&U BOYS 25M BUTTERFLY  
 RECORD: 20.12  
 ROBBIE MCKINLEY FW 1992

| SWIMMER                  | TEAM  | TIME  |
|--------------------------|-------|-------|
| 1. WES PAUL              | GOW   | 25.66 |
| 2. ANDREW WILLIAMS       | WCR   | 26.20 |
| 3. T WILLIS TERRELL      | DEV   | 26.45 |
| 4. JASON LEVENTIS        | DEV   | 26.97 |
| 5. PEYTON MUNAFO         | TB    | 27.34 |
| 6. JASON CRUMPLER        | TB    | 27.38 |
| 7. LUKE HOPKINS          | DEV   | 27.47 |
| 8. ELLIOTT CRAIG         | BH    | 27.55 |
| 9. CHIP HUGHES           | SCR   | 27.68 |
| 10. CHARLES PATE         | GOW   | 28.28 |
| 11. CHRIS OWINGS         | BW    | 28.31 |
| 12. DREW LAURENS         | FOX   | 28.91 |
| 13. CHRISTOPHER HARRISON | WHG   | 30.34 |
| 14. DUSTY BROOKS         | KNW   | 30.45 |
| 15. ALEX GIBBS           | SL/MC | 30.88 |
| 16. STEPHEN HEARD        | FOX   | 31.07 |
| 17. ARTIE HOWSON         | GCC   | 31.28 |
| 18. PATRICK JACKSON      | DEV   | 31.46 |
| 19. BRETT KENT           | PDHNF | 32.09 |
| 20. PHIL SKITT           | EDF   | 32.09 |
| 21. RANDALL McLEOD       | BH    | 32.20 |
| 22. TRAVIS ZUCKER        | DEV   | 33.25 |
| 23. COLIN TICE           | PF    | 33.72 |
| 24. ANDREW COLEMAN       | PF    | 33.91 |
| ALTERNATES:              |       |       |
| 25. BENJAMIN BOROUGHS    | RBR   | 33.97 |
| 26. ANTHONY CROSTER      | NBB   | 34.00 |

EVENT 63 9-10 GIRLS 25M BUTTERFLY  
 RECORD: 18.12  
 JANET FARIS GOW 1982

| SWIMMER               | TEAM  | TIME  |
|-----------------------|-------|-------|
| 1. EMILIE SPEAKMAN    | DEV   | 19.80 |
| 2. REBECCA CARPENTER  | GCC   | 19.82 |
| 3. ERIN SHALLCROSS    | FW    | 20.12 |
| 4. JANE CLAIRE REMICK | WCR   | 20.50 |
| 5. CHRISTIN REICHERT  | DTR   | 20.56 |
| 6. KATIE WEAVER       | DTR   | 20.81 |
| 7. TYLER MITCHELL     | GCC   | 20.91 |
| 8. MARY BETH NESSLER  | SLF   | 20.92 |
| 9. JAMIE GRAVES       | SL/MC | 21.00 |
| 10. CARRIE BUNNEL     | DEV   | 21.18 |
| 11. TARA ZEPEL        | SCR   | 21.22 |
| 12. STACY HALL        | TB    | 21.27 |
| 13. REBECCA BRADFORD  | GOW   | 21.31 |
| 14. STEPHANIE BACON   | RW    | 21.34 |
| 15. CARRIE ECKEL      | DTR   | 21.57 |
| 16. ALI JACKSON       | SCR   | 21.62 |
| 17. ALYX LEONARD      | HTHTR | 21.63 |
| 18. ALLYSON DAVIES    | FX    | 21.64 |
| 19. ERIN FITZGERALD   | SL/MC | 21.66 |
| 20. KRISTEN WATSON    | GOW   | 21.73 |
| 21. ERIN HAMILTON     | HL/SF | 21.78 |
| 22. CONOLY ELLEFSON   | GOW   | 21.80 |
| 23. CARRIE RICHARDSON | WG    | 21.82 |
| 24. KATIE BRAEUNIG    | FW    | 21.88 |
| ALTERNATES:           |       |       |
| 25. KATHERINE WURSTER | DEV   | 22.11 |
| 26. LEIGH CODINGTON   | HTHTR | 22.16 |

EVENT 64 9-10 BOYS 25M BUTTERFLY  
 RECORD: 17.82  
 S. LEONARD PMP 1979

| SWIMMER              | TEAM  | TIME  |
|----------------------|-------|-------|
| 1. CARY MUNAFO       | TB    | 19.72 |
| 2. JOSHUA SCHAIDLE   | HTHTR | 19.87 |
| 3. BRIAN CHURCH      | WCR   | 20.25 |
| 4. CHAD AYERS        | TB    | 20.53 |
| 5. JOSEPH WENTZKY    | TB    | 20.56 |
| 6. ANDREW STOEBER    | KNW   | 20.75 |
| 7. ADAM EWOLDSSEN    | DEV   | 20.75 |
| 8. MARK WATSON       | GOW   | 20.78 |
| 9. PHILLIP THOMAS    | TB    | 20.85 |
| 10. STEVEN BROWER    | HL/SF | 21.45 |
| 11. JOSH HEMPHILL    | PBC   | 21.52 |
| 12. FOSTER FREEMAN   | GCC   | 21.72 |
| 13. PAUL GODFREY     | PMP   | 21.77 |
| 14. ANDREW MAGEE     | DEV   | 22.18 |
| 15. HAMILTON TERRELL | DEV   | 22.69 |
| 16. STEPHEN ABBOTT   | GOW   | 22.78 |
| 17. LUKE BERGLIND    | KNW   | 22.90 |
| 18. JAY BRACKNELL    | GCC   | 22.94 |
| 19. ALEX BLUMFELDER  | DTR   | 23.22 |
| 20. JOE BIRKENSTOCK  | WCR   | 23.27 |
| 21. JONATHAN JACKSON | DEV   | 23.31 |
| 22. NICHOLAS SMITH   | CB    | 23.31 |
| 23. ANDREW LEESON    | DTR   | 23.34 |
| 24. SCOTT STARK      | WCR   | 23.35 |
| ALTERNATES:          |       |       |
| 25. DREW GRISSOM     | PDHNF | 23.37 |
| 26. JAY CROUT        | GOW   | 23.59 |

EVENT 69 15-18 GIRLS 50M BUTTERFLY  
 RECORD: 35.15  
 TEREASA BORRY RBR 1991

| SWIMMER               | TEAM  | TIME  |
|-----------------------|-------|-------|
| 1. KELLY WRIGHT       | WCR   | 37.29 |
| 2. ELIZABETH COON     | PMP   | 37.46 |
| 3. JESSICA GILBERT    | PMP   | 37.81 |
| 4. SARAH BALENTINE    | PMP   | 37.90 |
| 5. KATY STANTON       | DTR   | 37.91 |
| 6. VALARIE WILLIAMS   | FOX   | 38.15 |
| 7. ERIN COKER         | DEV   | 38.31 |
| 8. AMY DICKINSON      | RBR   | 38.41 |
| 9. NANCY MITCHELL     | PMP   | 38.42 |
| 10. ASHLEY KERNS      | SL/MC | 38.53 |
| 11. KRISTEN BROWN     | PMP   | 38.94 |
| 12. STEFANIE GILBERT  | PMP   | 39.02 |
| 13. LINDSAY MUNAFO    | TB    | 39.48 |
| 14. LAUREN ROUNSVILLE | DTR   | 39.94 |
| 15. MEREDITH CLARK    | RW    | 40.06 |
| 16. JENNA HENSON      | WCR   | 40.19 |
| 17. JORDAN SMITH      | PBC   | 40.20 |
| 18. LYNSEY TRAYNHAM   | GCC   | 40.44 |
| 19. CARRIE DONLAN     | SLF   | 40.50 |
| 20. BRANDI FUDURIC    | WG    | 40.67 |
| 21. LAURA MOXIE       | DEV   | 41.15 |
| 22. SARAH TEMPLE      | FW    | 41.75 |
| 23. ASHLEY PENDINO    | PCCRM | 42.67 |
| 24. APRIL LEUCK       | CB    | 42.85 |
| ALTERNATES:           |       |       |
| 25. TRACEY PRATT      | PCCRM | 44.75 |
| 26. ASHLEY McDONALD   | NBB   | 45.09 |

EVENT 70 15-18 BOYS 50M BUTTERFLY  
 RECORD: 30.20  
 ERIC CALDWELL SCR 1993

| SWIMMER              | TEAM  | TIME  |
|----------------------|-------|-------|
| 1. CLARK LIGON       | DTR   | 32.66 |
| 2. JOSH LIGON        | WG    | 32.67 |
| 3. BRIAN GARVIN      | HL/SF | 32.72 |
| 4. JEFFREY GLASS     | DEV   | 32.81 |
| 5. JASON SHIRLEY     | WHG   | 32.89 |
| 6. ANDY LINN         | SLF   | 33.06 |
| 7. CHRIS COLUMBUS    | HTHTR | 33.19 |
| 8. JOHN KENDALL      | DTR   | 33.25 |
| 9. JEREMY VAUGHAN    | HTHTR | 33.38 |
| 10. MATTHEW BARRON   | HL/SF | 33.87 |
| 11. STEPHEN CLARK    | BW    | 33.90 |
| 12. GREG INGRAM      | PBC   | 34.12 |
| 13. BRANDON DUFALA   | PBC   | 34.16 |
| 14. JASON ENGLISBE   | HL/SF | 34.18 |
| 15. HAYES WALSH      | GOW   | 34.56 |
| 16. SCOTT SLOAN      | TB    | 34.56 |
| 17. CHRIS RUEHLMANN  | DEV   | 34.90 |
| 18. ANDY GREAVES     | KNW   | 35.02 |
| 19. DAN LIGON        | DTR   | 35.25 |
| 20. BRYAN HOWARD     | PMP   | 35.70 |
| 21. TIMOTHY FONVILLE | RW    | 35.88 |
| 22. JAY FREEMAN      | WCR   | 36.41 |
| 23. BRETT STARK      | WCR   | 36.59 |
| 24. CHARLIE HALL     | NBB   | 37.31 |
| ALTERNATES:          |       |       |
| 25. BAKER RATLIFF    | PDHNF | 37.86 |
| 26. CURTIS BROOKER   | WCR   | 40.67 |

17 24/13

## EVENT 15 11-12 GIRLS 50M SHORT FREE

RECORD: 33.24

ERIN TULLY HT 1992

| SWIMMER               | TEAM  | TIME  |
|-----------------------|-------|-------|
| 1. HALEY JAMESON      | GCC   | 35.13 |
| 2. KELLEY FITZGERALD  | SL/MC | 35.18 |
| 3. ALLISON GREEN      | TB    | 35.19 |
| 4. LAUREN BURK        | PMP   | 35.54 |
| 5. LINDSAY TRAMMELL   | PCCRM | 35.63 |
| 6. TIESHA HENDERSON   | WCR   | 35.78 |
| 7. AMANDA ROYAL       | PBC   | 35.78 |
| 8. LINDSAY RISH       | RW    | 35.85 |
| 9. JENNIFER PERONE    | FOX   | 35.85 |
| 10. WHITNEY THWAITES  | SCR   | 36.03 |
| 11. MORGAN MATHES     | WCR   | 36.04 |
| 12. JOCELYN MEYER     | GOW   | 36.43 |
| 13. EMILY JACKSON     | PMP   | 36.67 |
| 14. KELLY GRANDE      | DEV   | 36.77 |
| 15. JESSIE RICE       | NBB   | 36.81 |
| 16. CHRISTINA ROGERS  | SCR   | 36.82 |
| 17. SHANNON LEISTNER  | RW    | 36.90 |
| 18. COURTNEY MEW      | DTR   | 37.03 |
| 19. ALLISON JOHNSTONE | WG    | 37.07 |
| 20. GENNA GINTZIG     | PBC   | 37.09 |
| 21. MEREDITH ROGALSKI | DN    | 37.10 |
| 22. JENNIFER GRIFFIN  | HL/SF | 37.12 |
| 23. SARAH ASBURY      | WCR   | 37.22 |
| 24. BLAIR DOBSON      | GCC   | 37.22 |
| ALTERNATES:           |       |       |
| 25. EMILY CHAPMAN     | SL/MC | 37.25 |
| 26. BRITTANY LANGLEY  | GCC   | 37.31 |

## EVENT 17 13-14 GIRLS 50M SHORT FREE

RECORD: 31.72

JENNIFER WIGGERS PBC 1992

| SWIMMER                | TEAM  | TIME  |
|------------------------|-------|-------|
| 1. GAYLE REICHERT      | DTR   | 33.09 |
| 2. SOMER LOFTIS        | RW    | 33.32 |
| 3. KATIE KEY           | BH    | 33.32 |
| 4. KATE MEYER          | GOW   | 33.42 |
| 5. JACKIE BROBST       | SCR   | 33.50 |
| 6. BROOKE FABER        | HTHTR | 33.72 |
| 7. ANGIE SPITZER       | PBC   | 34.03 |
| 8. CHRISTIN BROOKER    | WCR   | 34.16 |
| 9. MIKELLA AVERY       | WG    | 34.30 |
| 10. LINDSAY TAYLOR     | BW    | 34.52 |
| 11. JENNIFER DUROVCHIC | HL/SF | 34.75 |
| 12. SARAH McSWEENEY    | CB    | 34.82 |
| 13. TRACY RIDDLE       | KNW   | 34.87 |
| 14. STACEY BROWER      | HL/SF | 34.91 |
| 15. LINDSEY CARTER     | RW    | 34.95 |
| 16. COURTNEY ALLISON   | RW    | 34.97 |
| 17. SANDRA GALL        | RW    | 35.02 |
| 18. SHELLEY SPANGLER   | SL/MC | 35.03 |
| 19. ELEANOR GRAVES     | RW    | 35.12 |
| 20. STACY MARSHALL     | PBC   | 35.21 |
| 21. TYLER McCUTCHEON   | RBR   | 35.40 |
| 22. SAMANTHA SARRATT   | PBC   | 35.56 |
| 23. CALLIE STUART      | BW    | 35.58 |
| 24. PAGE SMITH         | HL/SF | 35.64 |
| 25. CHRISSY STAUFFER   | FW    | 35.79 |
| ALTERNATES:            |       |       |
| 26. JULIA ELLEFSON     | GOW   | 35.79 |
| 27. MICHELLE ALLEN     | PMP   | 35.80 |

## EVENT 16 11-12 BOYS 50M SHORT FREE

RECORD: 31.86

SCOTT CAMPBELL DTR 1982

| SWIMMER             | TEAM  | TIME  |
|---------------------|-------|-------|
| 1. MICHAEL CATALANA | SCR   | 34.46 |
| 2. ANDREW BARRON    | HL/SF | 34.91 |
| 3. LEE HAMILTON     | HL/SF | 34.97 |
| 4. JAY HERSHEY      | WCR   | 35.12 |
| 5. JOHN BISSEY      | KNW   | 35.35 |
| 6. JOSH MILES       | WG    | 35.59 |
| 7. RICHARD ALLEN    | DN    | 35.60 |
| 8. JIMMY SWIGER     | KNW   | 35.69 |
| 9. PETER PISTOLIS   | BW    | 35.69 |
| 10. DAVID PRESTON   | DTR   | 35.81 |
| 11. DANIEL FITZ     | RW    | 35.95 |
| 12. SETH PARKS      | WG    | 36.16 |
| 13. DANNY MARSHALL  | PBC   | 36.21 |
| 14. GREG WORTH      | SCR   | 36.29 |
| 15. MICHAEL HATCH   | DTR   | 36.37 |
| 16. DAVID ADAMS     | SLF   | 36.39 |
| 17. BRENDAN MIMS    | RW    | 36.57 |
| 18. TYLER CIVILS    | TB    | 36.74 |
| 19. ERIC BANDHOLZ   | SCR   | 36.78 |
| 20. MATT DUFALA     | PBC   | 36.89 |
| 21. PHILIP TROTTER  | HL/SF | 36.99 |
| 22. DANIEL CLEMMONS | WCR   | 37.01 |
| 23. JON RICHARDSON  | WG    | 37.12 |
| 24. OWEN SHIFLETT   | PCCRM | 37.29 |
| ALTERNATES:         |       |       |
| 25. MICHAEL LOWE    | PF    | 37.38 |
| 26. CHRIS POWELL    | FW    | 37.63 |

## EVENT 18 13-14 BOYS 50M SHORT FREE

RECORD: 29.00

JOSEPH BRICE GCC 1992

| SWIMMER                | TEAM  | TIME  |
|------------------------|-------|-------|
| 1. WILT CHEMELL        | SL/MC | 31.06 |
| 2. JOHN WHARTON        | DTR   | 31.24 |
| 3. SCOTT HINES         | WHG   | 31.40 |
| 4. MICHAEL GILBERT     | PMP   | 31.49 |
| 5. DAVID VAUGHAN       | GOW   | 31.59 |
| 6. BRIAN BUNNELL       | DEV   | 31.91 |
| 7. RYAN ZITZKE         | HTHTR | 31.98 |
| 8. ANDREW SHALLCROSS   | FW    | 32.16 |
| 9. BRADLEY VAUGHAN     | GOW   | 32.22 |
| 10. DUSTIN TATE        | RBR   | 32.25 |
| 11. NATHAN OVERHOLT    | EDF   | 32.44 |
| 12. ROGER FREDRICKS    | WG    | 32.47 |
| 13. ROB SLATER         | SL/MC | 32.51 |
| 14. TRIPP RHOADS       | BH    | 32.70 |
| 15. MATTHEW MANLEY     | PCCRM | 32.87 |
| 16. MATT SCHULZ        | RW    | 32.88 |
| 17. ALLEN SHIRLEY      | WHG   | 33.09 |
| 18. T J ANDERSON       | RBR   | 33.20 |
| 19. CHRISTOPHER NEWELL | RW    | 33.29 |
| 20. CHIP FITZ          | RW    | 33.47 |
| 21. TJ KOURY           | RW    | 33.78 |
| 22. MICHAEL RAY        | PDHNF | 33.80 |
| 23. JASON ORTMEIER     | KNW   | 34.03 |
| 24. TONY HANDA         | SCR   | 34.12 |
| ALTERNATES:            |       |       |
| 25. MARK McLAWHORN     | NBB   | 34.15 |
| 26. BRYAN STARRETT     | SLF   | 34.47 |

EVENT 25 11-12 GIRLS 100M INDIV. MED.

RECORD: 1:25.79

STEPHANIE EPPS FW 1991

| SWIMMER               | TEAM  | TIME    |
|-----------------------|-------|---------|
| 1. ELIZABETH MYERS    | GCC   | 1:31.48 |
| 2. EMILY HOLT         | GCC   | 1:32.34 |
| 3. JILL HARLEY        | RW    | 1:32.96 |
| 4. SARAH FUNDERBURK   | PBC   | 1:33.68 |
| 5. AMY WOODS          | PDHNF | 1:33.78 |
| 6. HADLEY TROTTER     | HL/SF | 1:34.19 |
| 7. MARY ELLEN REED    | GCC   | 1:34.44 |
| 8. THERESA REMICK     | WCR   | 1:34.53 |
| 9. BRITTANY LANGLEY   | GCC   | 1:35.00 |
| 10. DABNEY KOEHLER    | GOW   | 1:35.03 |
| 11. CAROL BAKER       | KNW   | 1:36.02 |
| 12. ELIZABETH WYLIE   | GOW   | 1:36.14 |
| 13. BETH REESE        | SLF   | 1:36.39 |
| 14. VIRGINIE POMMELET | SLF   | 1:36.40 |
| 15. SHANNON LEISTNER  | RW    | 1:36.57 |
| 16. RUTH GODFREY      | PMP   | 1:37.14 |
| 17. ALICIA FOGLEMAN   | DEV   | 1:37.51 |
| 18. ASHLEY SHOCKLEY   | TB    | 1:37.61 |
| 19. JENNIFER GRIFFIN  | HL/SF | 1:37.94 |
| 20. SARAH SPRAY       | FOX   | 1:37.99 |
| 21. HOPE YODER        | FW    | 1:38.12 |
| 22. JACQUELINE WOOD   | CB    | 1:38.43 |
| 23. ALLISON JOHNSTONE | WG    | 1:39.07 |
| 24. KAREN STANDARD    | RW    | 1:39.19 |
| ALTERNATES:           |       |         |
| 25. NIKI ESKEW        | PBC   | 1:39.41 |
| 26. BETH BOUTILIER    | DEV   | 1:39.53 |
| 27. FRANCES POE       | GOW   | 1:39.53 |

EVENT 27 13-14 GIRLS 100M INDIV. MED.

RECORD: 1:21.85

NAOMI HARMAN WG 1993

| SWIMMER             | TEAM  | TIME    |
|---------------------|-------|---------|
| 1. MEGAN COOK       | DEV   | 1:26.18 |
| 2. AMY RIDDLE       | GOW   | 1:26.19 |
| 3. KATE MEYER       | GOW   | 1:26.48 |
| 4. SOMER LOFTIS     | RW    | 1:26.50 |
| 5. EMILY ACKLEY     | GOW   | 1:26.53 |
| 6. TIFFANY ROBY     | SLF   | 1:26.77 |
| 7. CAROLYN MASON    | GOW   | 1:27.09 |
| 8. SUSAN SHIPMAN    | FW    | 1:27.16 |
| 9. AMY HUELLMANTEL  | DEV   | 1:27.66 |
| 10. GAYLE REICHERT  | DTR   | 1:28.20 |
| 11. JULIE MACALKA   | FW    | 1:28.22 |
| 12. JULIA HECKMAN   | DEV   | 1:28.32 |
| 13. ERIN REESE      | SLF   | 1:28.63 |
| 14. STACEY BROWER   | HL/SF | 1:28.75 |
| 15. TANYA JANKOWSKY | FW    | 1:28.91 |
| 16. BROOKE FABER    | HTHTR | 1:29.06 |
| 17. JENNIFER WHITE  | EDF   | 1:29.06 |
| 18. JANICE PRESTON  | DTR   | 1:30.07 |
| 19. JENNIFER SLOAN  | SCR   | 1:30.16 |
| 20. KELLI WENTZY    | TB    | 1:30.44 |
| 21. JENNY STOEBER   | KNW   | 1:31.01 |
| 22. BROOKE WATSON   | HL/SF | 1:31.59 |
| 23. MEGAN REICHERT  | FW    | 1:32.09 |
| 24. KATIE KEY       | BH    | 1:32.16 |
| ALTERNATES:         |       |         |
| 25. SARAH McSWEENEY | CB    | 1:33.10 |
| 26. HEATHER GOURLEY | PF    | 1:33.52 |

EVENT 26 11-12 BOYS 100M INDIV. MED.

RECORD: 1:22.31

RAYMOND WALDROP GOW 1981

| SWIMMER                 | TEAM  | TIME    |
|-------------------------|-------|---------|
| 1. BRENT ABBOTT         | GCC   | 1:34.70 |
| 2. JONATHAN RIVERS      | SLF   | 1:34.78 |
| 3. DANIEL FITZ          | RW    | 1:35.22 |
| 4. REED WATSON          | HL/SF | 1:36.13 |
| 5. PAUL RUEHLMANN       | DEV   | 1:36.37 |
| 6. BRANDON WADE         | RBR   | 1:36.90 |
| 7. MICHAEL SCOGNAMIGLIO | RW    | 1:36.90 |
| 8. JOSH MILES           | WG    | 1:37.80 |
| 9. NATE COUCH           | FW    | 1:38.37 |
| 10. ERIC BANDHOLZ       | SCR   | 1:39.89 |
| 11. SETH PARKS          | WG    | 1:40.08 |
| 12. JIMMY SWIGER        | KNW   | 1:40.48 |
| 13. MORGAN McADAMS      | HTHTR | 1:41.03 |
| 14. TYLER CIVILS        | TB    | 1:41.19 |
| 15. EDWARD BYNUM        | FW    | 1:41.33 |
| 16. ERIK PETERSON       | TB    | 1:41.39 |
| 17. PATRICK McAMISH     | DTR   | 1:41.87 |
| 18. BRYAN SHARP         | EDF   | 1:42.21 |
| 19. MATT HERSHBERGER    | WG    | 1:42.26 |
| 20. MATTHEW SNIPES      | TB    | 1:43.16 |
| 21. JEFF BRAEUNIG       | FW    | 1:43.84 |
| 22. MICHAEL LOWE        | PF    | 1:44.24 |
| 23. DREW LEVENTIS       | DEV   | 1:44.57 |
| 24. B JAY WILLIAMS      | WHG   | 1:44.99 |
| ALTERNATES:             |       |         |
| 25. SAM BRIGGS          | EDF   | 1:45.10 |
| 26. PAUL CULCLASURE     | EDF   | 1:45.13 |

EVENT 28 13-14 BOYS 100M INDIV. MED.

RECORD: 1:14.34

DAVID YODER FW 1993

| SWIMMER                | TEAM  | TIME    |
|------------------------|-------|---------|
| 1. JOSHUA OWEN         | RW    | 1:23.35 |
| 2. RUSH BAKER CALDWELL | GOW   | 1:23.55 |
| 3. NATHAN OVERHOLT     | EDF   | 1:23.97 |
| 4. TREVOR DEAVER       | PDHNF | 1:24.31 |
| 5. MARK BERGLIND       | KNW   | 1:24.88 |
| 6. JOHN GREGORY        | DEV   | 1:25.37 |
| 7. MARK SHARP          | EDF   | 1:25.63 |
| 8. MIKE MURPHY         | PDHNF | 1:26.41 |
| 9. T J ANDERSON        | RBR   | 1:26.90 |
| 10. WILL DURHAM        | DEV   | 1:30.22 |
| 11. RYAN MERCK         | BH    | 1:31.42 |
| 12. COREY ALDEBOL      | KNW   | 1:32.31 |
| 13. ZACH TRABOOKIS     | RBR   | 1:32.40 |
| 14. MICHAEL COOPER     | WCR   | 1:33.15 |
| 15. BRIAN ROOKSTOOL    | PCCRM | 1:33.17 |
| 16. ROBERT COON        | PMP   | 1:33.37 |
| 17. JOE OUTTEN         | FW    | 1:34.09 |
| 18. OWEN CODINGTON     | HTHTR | 1:34.75 |
| 19. SCOTT STANSELL     | FOX   | 1:35.97 |
| 20. DAVID WATSON       | GOW   | 1:38.51 |
| 21. MARK McLAWHORN     | NBB   | 1:39.19 |
| 22. DOLAN FRYE         | BW    | 1:41.13 |
| 23. DUSTIN GRISSOM     | PDHNF | 1:41.46 |
| 24. GREG HODGE         | PF    | 1:42.50 |
| ALTERNATES:            |       |         |
| 25. WAYNE LOVE         | RBR   | 1:43.00 |

7 133.67

## EVENT 35 11-12 GIRLS 50M BREASTSTROKE

RECORD: 41.75

MONICA HOLMES PMP 1992

| SWIMMER                | TEAM  | TIME  |
|------------------------|-------|-------|
| 1. JILL HARLEY         | RW    | 45.69 |
| 2. HADLEY TROTTER      | HL/SF | 45.84 |
| 3. MARY E THRASHER     | RW    | 45.91 |
| 4. BRANDI MILLS        | KNW   | 46.01 |
| 5. BRITTANY LANGLEY    | GCC   | 46.12 |
| 6. ASHLEY SHOCKLEY     | TB    | 46.29 |
| 7. EMILY HOLT          | GCC   | 46.40 |
| 8. ANN CHRISTY         | DTR   | 46.41 |
| 9. MEGAN REED          | DEV   | 46.50 |
| 10. KATIE TICKNOR      | BH    | 46.61 |
| 11. JOCELYN MEYER      | GOW   | 46.75 |
| 12. KELLY LYNCH        | PBC   | 46.91 |
| 13. STEPHANIE PERONE   | FOX   | 47.07 |
| 14. SARAH FUNDERBURK   | PBC   | 47.19 |
| 15. NICOLE JANKOWSKY   | FW    | 47.27 |
| 16. SHAW FENNELL       | RW    | 47.28 |
| 17. GENNA GINTZIG      | PBC   | 47.34 |
| 18. VIRGINIE POMMELET  | SLF   | 47.44 |
| 19. KATHERINE LEVENTIS | BW    | 47.48 |
| 20. SARAH HAMNER       | SL/MC | 47.49 |
| 21. CYNTHIA SKALA      | WG    | 47.50 |
| 22. ERIN MOON          | GCC   | 47.63 |
| 23. LIZA QUINN         | GOW   | 47.83 |
| 24. AMANDA ROYAL       | PBC   | 47.84 |
| ALTERNATES:            |       |       |
| 25. BECKY BOLT         | SL/MC | 48.12 |
| 26. TIESHA HENDERSON   | WCR   | 48.19 |

## EVENT 37 13-14 GIRLS 50M BREASTSTROKE

RECORD: 41.19

GRETCHEN ANDERSON WCR 1989

ELIZABETH HOLLAND WHG 1992

| SWIMMER              | TEAM  | TIME  |
|----------------------|-------|-------|
| 1. SARAH WELLS       | GOW   | 43.95 |
| 2. HEIDI DONALD      | EDF   | 44.25 |
| 3. PAGE SMITH        | HL/SF | 44.30 |
| 4. JILL WILKEN       | TB    | 44.35 |
| 5. BROOKE FABER      | HTHTR | 44.40 |
| 6. JULIA HECKMAN     | DEV   | 44.60 |
| 7. LINDSAY TAYLOR    | BW    | 44.76 |
| 8. STACY MARSHALL    | PBC   | 44.83 |
| 9. ALISON DOUIS      | SLF   | 44.88 |
| 10. ERIN HOWARD      | GOW   | 44.97 |
| 11. JENNIFER JORDAN  | FOX   | 44.99 |
| 12. CHRISTIN BROOKER | WCR   | 45.13 |
| 13. RENEE McCLESKEY  | PMP   | 45.31 |
| 14. WHITNEY HOLDER   | GCC   | 45.31 |
| 15. SARAH DUNSON     | PBC   | 45.38 |
| 16. ANNA BRICE       | GCC   | 45.64 |
| 17. MICHELLE ALLEN   | PMP   | 45.69 |
| 18. LAUREN MARTIN    | GCC   | 45.89 |
| 19. STEFANIE QUINN   | HL/SF | 45.97 |
| 20. MIKELLA AVERY    | WG    | 46.23 |
| 21. MAGEE MORRISON   | GOW   | 46.37 |
| 22. KIM HUGGINS      | FW    | 46.47 |
| 23. JENNY STOEBER    | KNW   | 46.51 |
| 24. SHELLEY SPANGLER | SL/MC | 46.68 |
| ALTERNATES:          |       |       |
| 25. KATIE HOFFMAN    | FOX   | 46.73 |
| 26. MARISSA HALFORD  | WCR   | 46.84 |

## EVENT 36 11-12 BOYS 50M BREASTSTROKE

RECORD: 41.97

PATRICK GALLAGHER GOW 1989

| SWIMMER              | TEAM  | TIME  |
|----------------------|-------|-------|
| 1. GREG WORTH        | SCR   | 48.34 |
| 2. OWEN SHIFLETT     | PCCRM | 48.37 |
| 3. PATRICK McAMISH   | DTR   | 48.39 |
| 4. DAVID PRESTON     | DTR   | 48.57 |
| 5. CLAY BEACHAM      | EDF   | 49.91 |
| 6. MICHAEL COSTA     | EDF   | 50.22 |
| 7. GAGE COUCH        | BH    | 50.29 |
| 8. STEVEN MOCA       | GOW   | 50.69 |
| 9. BOBBY SCHMIDT     | PF    | 50.75 |
| 10. MATT HERSHBERGER | WG    | 50.87 |
| 11. LINDSEY HOLDER   | GCC   | 51.10 |
| 12. NOAH OVERHOLT    | EDF   | 51.22 |
| 13. DOUG ROSS        | DN    | 51.35 |
| 14. DREW LEVENTIS    | DEV   | 51.67 |
| 15. RICHARD ALLEN    | DN    | 51.82 |
| 16. BRENDAN MIMS     | RW    | 51.88 |
| 17. BRYAN SHARP      | EDF   | 52.09 |
| 18. JONATHAN DELAP   | SCR   | 52.09 |
| 19. BROOKS OWINGS    | SL/MC | 52.38 |
| 20. PAUL CULCLASURE  | EDF   | 52.70 |
| 21. JUSTIN MATLEY    | DEV   | 53.60 |
| 22. MATT DUFALA      | PBC   | 53.62 |
| 23. TATE HIGGINS     | TB    | 53.87 |
| 24. TONY BROERING    | FW    | 54.16 |
| ALTERNATES:          |       |       |
| 25. JON CLARK        | BW    | 54.27 |
| 26. CLIFTON POYNTER  | DEV   | 54.50 |

## EVENT 38 13-14 BOYS 50M BREASTSTROKE

RECORD: 38.53

T. GREEN STL 1982

| SWIMMER              | TEAM  | TIME  |
|----------------------|-------|-------|
| 1. MATTHEW PELAR     | PDHNF | 41.13 |
| 2. BRYAN STARRETT    | SLF   | 41.23 |
| 3. JIM HOWELL        | TB    | 41.52 |
| 4. ROB SLATER        | SL/MC | 41.81 |
| 5. JASON ORTMEIER    | KNW   | 41.97 |
| 6. JOSHUA HAMNER     | SL/MC | 42.67 |
| 7. TONY HANDA        | SCR   | 42.83 |
| 8. JEFF BREWER       | WCR   | 43.16 |
| 9. JOHN WHARTON      | DTR   | 43.19 |
| 10. CLARK THOMPSON   | SL/MC | 43.37 |
| 11. CHIP BLACKWELDER | WG    | 43.41 |
| 12. ROGER FREDRICKS  | WG    | 43.43 |
| 13. JASON GEORGIADES | DN    | 43.53 |
| 14. BRAD TRABOOKIS   | RBR   | 44.85 |
| 15. NATHANIEL RUF    | FW    | 44.88 |
| 16. JONATHAN BINGER  | SL/MC | 45.15 |
| 17. RYAN MERCK       | BH    | 45.42 |
| 18. TOMMY KLINE      | EDF   | 45.49 |
| 19. RYAN LEESON      | DTR   | 45.88 |
| 20. JESSE SLIGH      | FW    | 46.06 |
| 21. TRIPP RHOADS     | BH    | 46.19 |
| 22. TIM KERSHAW      | SLF   | 46.25 |
| 23. NEIL FRUHWIRTH   | DEV   | 46.72 |
| 24. MIKE GUTBROD     | HL/SF | 47.08 |
| ALTERNATES:          |       |       |
| 25. BRYANT PUNTCH    | GOW   | 47.19 |
| 26. ADAM WALLACE     | EDF   | 47.40 |

## EVENT 45 11-12 GIRLS 100M LONG FREE

RECORD: 1:14.56

LIZZIE BURNETT PBC 1986

| SWIMMER              | TEAM  | TIME    |
|----------------------|-------|---------|
| 1. THERESA REMICK    | WCR   | 1:21.72 |
| 2. JACKIE HOLT       | PDHNF | 1:21.81 |
| 3. KAREN SCHAUS      | PF    | 1:21.91 |
| 4. LAUREN BURK       | PMP   | 1:21.95 |
| 5. JESSIE RICE       | NBB   | 1:22.25 |
| 6. JOCELYN MEYER     | GOW   | 1:22.81 |
| 7. JENNIFER PERONE   | FOX   | 1:23.08 |
| 8. AMANDA ROYAL      | PBC   | 1:23.31 |
| 9. BETH BOUILLIER    | DEV   | 1:23.87 |
| 10. COURTNEY MEW     | DTR   | 1:23.97 |
| 11. WHITNEY THWAITES | SCR   | 1:24.46 |
| 12. LINDSAY TRAMMELL | PCCRM | 1:24.96 |
| 13. BETH EWOLDSEN    | DEV   | 1:25.03 |
| 14. MARY ELLEN REED  | GCC   | 1:25.41 |
| 15. ANDRIA OLESZCZUK | HTHTR | 1:26.18 |
| 16. JILL HARLEY      | RW    | 1:26.37 |
| 17. SARAH ASBURY     | WCR   | 1:26.43 |
| 18. KELLY GRANDE     | DEV   | 1:26.87 |
| 19. EMILY CHAPMAN    | SL/MC | 1:27.22 |
| 20. BECKY WICKIS     | SLF   | 1:27.47 |
| 21. ALLYSON HALL     | SLF   | 1:27.51 |
| 22. KAREN STANDARD   | RW    | 1:27.57 |
| 23. AMANDA JACKSON   | DEV   | 1:27.68 |
| 24. FRANCES POE      | GOW   | 1:27.69 |
| ALTERNATES:          |       |         |
| 25. ELIZABETH WYLIE  | GOW   | 1:28.13 |
| 26. GENNA GINTZIG    | PBC   | 1:28.79 |

## EVENT 46 11-12 BOYS 100M LONG FREE

RECORD: 1:10.64

S. MCCLAIN FW 1982

| SWIMMER              | TEAM  | TIME    |
|----------------------|-------|---------|
| 1. MICHAEL THACKSTON | TB    | 1:18.81 |
| 2. WOODY BROWN       | WG    | 1:19.20 |
| 3. DAVID ADAMS       | SLF   | 1:19.21 |
| 4. RICHARD ALLEN     | DN    | 1:20.42 |
| 5. PETER PISTOLIS    | BW    | 1:20.57 |
| 6. JEFF PARKER       | WCR   | 1:20.63 |
| 7. LEE HAMILTON      | HL/SF | 1:22.07 |
| 8. JOSH MILES        | WG    | 1:22.31 |
| 9. MICHAEL HATCH     | DTR   | 1:22.53 |
| 10. GREG WORTH       | SCR   | 1:22.94 |
| 11. SETH PARKS       | WG    | 1:23.20 |
| 12. TIM SHERIFF      | SCR   | 1:23.63 |
| 13. ANDREW BARRON    | HL/SF | 1:24.06 |
| 14. PAUL RUEHLMANN   | DEV   | 1:24.19 |
| 15. BRENDAN MIMS     | RW    | 1:25.37 |
| 16. PHILIP TROTTER   | HL/SF | 1:25.79 |
| 17. SAM HOPKINS      | DEV   | 1:26.03 |
| 18. JOHN BISSEY      | KNW   | 1:26.31 |
| 19. B JAY WILLIAMS   | WHG   | 1:26.57 |
| 20. MIKE BABINICZ    | HL/SF | 1:27.38 |
| 21. MATT HALL        | TB    | 1:28.33 |
| 22. DANIEL CLEMMONS  | WCR   | 1:28.70 |
| 23. STEPHEN NEWELL   | RW    | 1:29.41 |
| 24. PAUL CULCLASURE  | EDF   | 1:30.13 |
| ALTERNATES:          |       |         |
| 25. CHRIS POWELL     | FW    | 1:31.13 |
| 26. JOEY MANGUM      | WHG   | 1:31.82 |

## EVENT 47 13-14 GIRLS 100M LONG FREE

RECORD: 1:10.72

SOMER LOFTIS RW 1993

| SWIMMER               | TEAM  | TIME    |
|-----------------------|-------|---------|
| 1. LAUREN MARTIN      | GCC   | 1:19.44 |
| 2. SUSAN SHIPMAN      | FW    | 1:19.73 |
| 3. LINDSAY TAYLOR     | BW    | 1:19.87 |
| 4. LINDSEY CARTER     | RW    | 1:20.28 |
| 5. MARY KATHRYN EVANS | WG    | 1:20.52 |
| 6. KELLI WENTZKY      | TB    | 1:21.53 |
| 7. SHELLEY SPANGLER   | SL/MC | 1:21.75 |
| 8. ANGIE SPITZER      | PBC   | 1:21.93 |
| 9. TYLER McCUTCHEON   | RBR   | 1:22.26 |
| 10. PIPER MENSONE     | DEV   | 1:22.43 |
| 11. JULIA ELLEFSON    | GOW   | 1:22.47 |
| 12. SANDRA GALL       | RW    | 1:22.50 |
| 13. SAMANTHA SARRATT  | PBC   | 1:22.76 |
| 14. EMILIE MOCA       | GOW   | 1:23.57 |
| 15. LYNN HALL         | RBR   | 1:23.71 |
| 16. BETH SToudenMIRE  | TB    | 1:24.19 |
| 17. VICKI HOLLAND     | EDF   | 1:24.59 |
| 18. JENNIE GUTHRIE    | DTR   | 1:24.86 |
| 19. JANNA BANKSTON    | RW    | 1:24.97 |
| 20. JENNIFER SLOAN    | SCR   | 1:25.13 |
| 21. JESSICA HAGEMeyer | SCR   | 1:25.54 |
| 22. PAGE SMITH        | HL/SF | 1:25.69 |
| 23. KATE COOPER       | WCR   | 1:26.46 |
| 24. WHITNEY HOLDER    | GCC   | 1:26.78 |
| ALTERNATES:           |       |         |
| 25. ANNA BRICE        | GCC   | 1:26.94 |
| 26. HEIDI DONALD      | EDF   | 1:27.59 |

## EVENT 48 13-14 BOYS 100M LONG FREE

RECORD: 1:04.47

MAC WILSON GOW 1992

| SWIMMER                | TEAM  | TIME    |
|------------------------|-------|---------|
| 1. MARK BERGLIND       | KNW   | 1:11.85 |
| 2. NATHAN OVERHOLT     | EDF   | 1:12.06 |
| 3. BRIAN BUNNELL       | DEV   | 1:12.94 |
| 4. DUSTIN TATE         | RBR   | 1:13.53 |
| 5. PARKER CAUSEY       | KNW   | 1:13.72 |
| 6. JOHN WHARTON        | DTR   | 1:13.75 |
| 7. JUSTIN MOORE        | PF    | 1:13.76 |
| 8. OWEN CODINGTON      | HTHTR | 1:14.20 |
| 9. BRAD WILLIAMSON     | SCR   | 1:15.01 |
| 10. BRIAN KARGUS       | DTR   | 1:15.50 |
| 11. ANDREW SHALLCROSS  | FW    | 1:15.81 |
| 12. JEREMY LONG        | FW    | 1:16.25 |
| 13. TRIPP RHOADS       | BH    | 1:16.41 |
| 14. BRADLEY VAUGHAN    | GOW   | 1:16.59 |
| 15. MIKE MURPHY        | PDHNF | 1:16.79 |
| 16. JARROD LEUCK       | CB    | 1:17.38 |
| 17. BRAD TRABOOKIS     | RBR   | 1:17.43 |
| 18. ROGER FREDRICKS    | WG    | 1:17.63 |
| 19. CHRISTOPHER NEWELL | RW    | 1:18.43 |
| 20. CLARK THOMPSON     | SL/MC | 1:18.87 |
| 21. SCOTT STANSELL     | FOX   | 1:19.65 |
| 22. CHRIS ABRAMS       | BW    | 1:19.99 |
| 23. MICHAEL RAY        | PDHNF | 1:20.02 |
| 24. JIMMY SOBECK       | GCC   | 1:20.57 |
| ALTERNATES:            |       |         |
| 25. BRIAN ROOKSTOOL    | PCCRM | 1:20.74 |
| 26. TIM DONLAN         | SLF   | 1:21.27 |

6  
12/46

## EVENT 55 11-12 GIRLS 50M BACKSTROKE

RECORD: 39.63

KATIE HANDEL DTR 1991

| SWIMMER               | TEAM  | TIME  |
|-----------------------|-------|-------|
| 1. CARRIE MORSE       | NBB   | 42.10 |
| 2. EMILY JACKSON      | PMP   | 42.13 |
| 3. ALICIA FOGLEMAN    | DEV   | 42.28 |
| 4. LINDSAY TRAMMELL   | PCCRM | 42.42 |
| 5. KATHERINE LEVENTIS | BW    | 43.54 |
| 6. MARION LAWRENCE    | TB    | 43.59 |
| 7. KELLI BROWN        | TB    | 43.75 |
| 8. MARY CLARK GASTON  | FOX   | 44.09 |
| 9. EMILY HOLT         | GCC   | 44.21 |
| 10. MEREDITH ROGALSKI | DN    | 44.31 |
| 11. BETH BOUTILIER    | DEV   | 44.59 |
| 12. ANDRIA OLESZCZUK  | HTHTR | 44.71 |
| 13. HADLEY TROTTER    | HL/SF | 44.75 |
| 14. LINDSAY RISH      | RW    | 44.81 |
| 15. THERESA REMICK    | WCR   | 45.04 |
| 16. ELIZABETH WYLIE   | GOW   | 45.07 |
| 17. BETH ALLEN        | DN    | 45.31 |
| 18. NIKI ESKEW        | PBC   | 45.41 |
| 19. KAREN SCHAUS      | PF    | 45.56 |
| 20. CARA BLUMFELDER   | DTR   | 45.62 |
| 21. JACQUELINE WOOD   | CB    | 45.62 |
| 22. VIRGINIA CATON    | DTR   | 45.78 |
| 23. AKI CARPENTER     | SCR   | 45.88 |
| 24. KATIE DYER        | SCR   | 45.94 |
| ALTERNATES:           |       |       |
| 25. NICOLE JANKOWSKI  | FW    | 46.19 |
| 26. LEAH HAGEMEYER    | SCR   | 46.46 |

## EVENT 57 13-14 GIRLS 50M BACKSTROKE

RECORD: 37.87

MEG KORYBSKI DTR 1992

| SWIMMER                | TEAM  | TIME  |
|------------------------|-------|-------|
| 1. TRACY RIDDLE        | KNW   | 40.43 |
| 2. ELIZABETH BYNUM     | FW    | 40.52 |
| 3. SUSAN SHIPMAN       | FW    | 40.84 |
| 4. BROOKE WATSON       | HL/SF | 41.47 |
| 5. JACKIE BROBST       | SCR   | 41.50 |
| 6. JENNY STOEBER       | KNW   | 41.61 |
| 7. TANYA JANKOWSKI     | FW    | 41.63 |
| 8. EMILY ACKLEY        | GOW   | 41.85 |
| 9. MIKELLA AVERY       | WG    | 42.44 |
| 10. BETH DUFALA        | PBC   | 42.56 |
| 11. MAGEE MORRISON     | GOW   | 42.57 |
| 12. ELEANOR GRAVES     | RW    | 42.69 |
| 13. SAMANTHA SARRATT   | PBC   | 42.82 |
| 14. KATE COOPER        | WCR   | 42.84 |
| 15. CYD BRELAND        | WG    | 42.99 |
| 16. HEATHER GOURLEY    | PF    | 43.34 |
| 17. KIMBERLY MAGEE     | DEV   | 43.36 |
| 18. NICOLA COX         | TB    | 43.40 |
| 19. MARY HUNTER WYLIE  | GOW   | 43.48 |
| 20. CHRISSY STAUFFER   | FW    | 43.50 |
| 21. SARAH PRIMEAU      | RW    | 43.69 |
| 22. JULIA ELLEFSON     | GOW   | 43.85 |
| 23. MARY KATHRYN EVANS | WG    | 44.45 |
| 24. ERIN NAMAN         | GOW   | 44.46 |
| ALTERNATES:            |       |       |
| 25. HARRIET POE        | GOW   | 44.53 |
| 26. JESSICA HAGEMEYER  | SCR   | 44.63 |
| 27. SARAH THOMASON     | SL/MC | 44.63 |

## EVENT 56 11-12 BOYS 50M BACKSTROKE

RECORD: 37.90

MATT SCHNEIDER SLF 1989

| SWIMMER                 | TEAM  | TIME  |
|-------------------------|-------|-------|
| 1. DAVID ADAMS          | SLF   | 43.81 |
| 2. JASON CONDRASKY      | DEV   | 43.82 |
| 3. SAM HOPKINS          | DEV   | 44.18 |
| 4. WOODY QUINN          | GOW   | 44.22 |
| 5. LEE HAMILTON         | HL/SF | 44.31 |
| 6. GAGE COUCH           | BH    | 44.49 |
| 7. EDWARD BYNUM         | FW    | 44.90 |
| 8. MICHAEL SCOGNAMIGLIO | RW    | 45.34 |
| 9. JOHN WILBURN         | GOW   | 45.56 |
| 10. MATT DUFALA         | PBC   | 46.59 |
| 11. STEPHEN JONES       | WHG   | 46.74 |
| 12. MICHAEL HATCH       | DTR   | 46.78 |
| 13. DANNY MARSHALL      | PBC   | 46.84 |
| 14. DREW LEVENTIS       | DEV   | 47.04 |
| 15. TYLER CIVILS        | TB    | 47.06 |
| 16. BROOKS OWINGS       | SL/MC | 47.25 |
| 17. JONATHAN ROSS       | DEV   | 47.40 |
| 18. BRYAN SHARP         | EDF   | 47.41 |
| 19. JON RICHARDSON      | WG    | 47.45 |
| 20. JON CLARK           | BW    | 47.54 |
| 21. TIM SHERIFF         | SCR   | 47.67 |
| 22. STEPHEN NEWELL      | RW    | 48.03 |
| 23. DANIEL KYSER        | KNW   | 48.07 |
| 24. BOBBY SCHMIDT       | PF    | 48.07 |
| ALTERNATES:             |       |       |
| 25. STEVEN MOCA         | GOW   | 48.75 |
| 26. SCOTT STREETMAN     | BH    | 48.91 |

## EVENT 58 13-14 BOYS 50M BACKSTROKE

RECORD: 34.65

FRANK ALLGOOD KNW 1992

| SWIMMER               | TEAM  | TIME  |
|-----------------------|-------|-------|
| 1. BRAD WILLIAMSON    | SCR   | 40.06 |
| 2. TIM DONLAN         | SLF   | 40.60 |
| 3. CHRISTOPHER NEWELL | RW    | 40.69 |
| 4. BRIAN ROOKSTOOL    | PCCRM | 41.30 |
| 5. ANDREW SHALLCROSS  | FW    | 41.34 |
| 6. ALLEN SHIRLEY      | WHG   | 42.06 |
| 7. MATT SCHULZ        | RW    | 42.09 |
| 8. ZACH TRABOOKIS     | RBR   | 42.28 |
| 9. RYAN ZITZKE        | HTHTR | 42.89 |
| 10. ROB SLATER        | SL/MC | 43.20 |
| 11. TONY HANDA        | SCR   | 43.77 |
| 12. COREY ALDEBOL     | KNW   | 43.97 |
| 13. DAVID WATSON      | GOW   | 44.22 |
| 14. RYAN MERCK        | BH    | 44.27 |
| 15. SCOTT HINES       | WHG   | 44.73 |
| 16. LONDON BOYD       | GOW   | 44.86 |
| 17. JARROD LEUCK      | CB    | 44.90 |
| 18. NEIL FRUHWIRTH    | DEV   | 44.90 |
| 19. JOE OUTTEN        | FW    | 44.94 |
| 20. JEFFREY BRUGGER   | RW    | 45.12 |
| 21. WILL DURHAM       | DEV   | 45.25 |
| 22. BRAD TRABOOKIS    | RBR   | 45.63 |
| 23. JASON WINTERS     | PF    | 45.71 |
| 24. JASON ORTMEIER    | KNW   | 46.40 |
| ALTERNATES:           |       |       |
| 25. EDDIE MUELLER     | WHG   | 46.68 |
| 26. DUSTIN GRISSOM    | PDHNF | 47.13 |

EVENT 65 11-12 GIRLS 50M BUTTERFLY  
 RECORD: 36.93  
 ALLISON GREEN TB 1993

| SWIMMER                 | TEAM  | TIME  |
|-------------------------|-------|-------|
| 1. WHITNEY THWAITES     | SCR   | 41.75 |
| 2. JENNIFER PERONE      | FOX   | 41.94 |
| 3. BECKY WICKIS         | SLF   | 41.95 |
| 4. BLAIR DOBSON         | GCC   | 42.00 |
| 5. BETH REESE           | SLF   | 42.08 |
| 6. JENNIFER GRIFFIN     | HL/SF | 42.27 |
| 7. HOPE YODER           | FW    | 42.66 |
| 8. ASHLEY SHOCKLEY      | TB    | 43.19 |
| 9. MARY CLARK GASTON    | FOX   | 43.25 |
| 10. AMY WOODS           | PDHNF | 43.43 |
| 11. TALLEY MILLENER     | HTHTR | 44.34 |
| 12. LEE McDONALD        | GCC   | 44.63 |
| 13. NICOLE JANKOWSKY    | FW    | 44.96 |
| 14. KELLI BROWN         | TB    | 45.38 |
| 15. MAFFY GAINES        | FW    | 45.97 |
| 16. BARBARA WATSON      | GOW   | 45.97 |
| 17. STACY COCHRAN       | HTHTR | 46.21 |
| 18. KATIE TICKNOR       | BH    | 46.27 |
| 19. REBECCA RENTZ       | PMP   | 46.77 |
| 20. JESSIE RICE         | NBB   | 46.97 |
| 21. AMY DONALD          | EDF   | 47.44 |
| 22. MEGAN REED          | DEV   | 48.04 |
| 23. SARAH M CLARK       | SL/MC | 48.08 |
| 24. AMANDA JACKSON      | DEV   | 48.12 |
| ALTERNATES:             |       |       |
| 25. CYNTHIA SKALA       | WG    | 48.13 |
| 26. TIFFANY CATAFYGIOTU | BH    | 48.40 |

EVENT 66 11-12 BOYS 50M BUTTERFLY  
 RECORD: 36.70  
 T. HARDIN FW 1981

| SWIMMER                  | TEAM  | TIME  |
|--------------------------|-------|-------|
| 1. DANIEL DICKINSON      | RBR   | 40.74 |
| 2. REED WATSON           | HL/SF | 41.03 |
| 3. DANIEL FITZ           | RW    | 41.81 |
| 4. BRANDON WADE          | RBR   | 42.37 |
| 5. JOHN WILBURN          | GOW   | 42.63 |
| 6. PETER PISTOLIS        | BW    | 42.78 |
| 7. MICHAEL COSTA         | EDF   | 43.13 |
| 8. JAY HERSHEY           | WCR   | 43.96 |
| 9. JIMMY SWIGER          | KNW   | 44.19 |
| 10. NATE COUCH           | FW    | 44.20 |
| 11. JONATHAN RIVERS      | SLF   | 44.50 |
| 12. MICHAEL LOWE         | PF    | 44.96 |
| 13. MATTHEW MABUS        | BH    | 45.18 |
| 14. PAUL RUEHLMANN       | DEV   | 45.21 |
| 15. ERIC BANDHOLZ        | SCR   | 45.97 |
| 16. MICHAEL SCOGNAMIGLIO | RW    | 46.75 |
| 17. MATT HALL            | TB    | 46.85 |
| 18. CHRIS POWELL         | FW    | 47.03 |
| 19. NICK REINHARDT       | EDF   | 47.40 |
| 20. EDWARD BYNUM         | FW    | 47.81 |
| 21. BRENT ABBOTT         | GCC   | 48.47 |
| 22. JUSTIN FURR          | PDHNF | 48.84 |
| 23. MARK GERNAT          | RW    | 49.13 |
| 24. JON CLARK            | BW    | 49.46 |
| ALTERNATES:              |       |       |
| 25. DAVID PRESTON        | DTR   | 49.53 |
| 26. DANIEL CLEMMONS      | WCR   | 49.69 |

EVENT 67 13-14 GIRLS 50M BUTTERFLY  
 RECORD: 35.51  
 HOLLY KELLER SCR 1993

| SWIMMER              | TEAM  | TIME  |
|----------------------|-------|-------|
| 1. MEGAN COOK        | DEV   | 37.28 |
| 2. TANYA JANKOWSKY   | FW    | 37.34 |
| 3. CHRISTIN BROOKER  | WCR   | 37.64 |
| 4. JENNIFER SLOAN    | SCR   | 38.10 |
| 5. CYD BRELAND       | WG    | 38.20 |
| 6. HEATHER ASHWORTH  | DEV   | 38.21 |
| 7. SARAH WELLS       | GOW   | 38.28 |
| 8. AMY HUELLMANTEL   | DEV   | 38.31 |
| 9. JANICE PRESTON    | DTR   | 38.57 |
| 10. STACEY BROWER    | HL/SF | 38.66 |
| 11. JULIA HECKMAN    | DEV   | 38.72 |
| 12. STACY MARSHALL   | PBC   | 38.91 |
| 13. ELIZABETH BYNUM  | FW    | 38.97 |
| 14. TRACY RIDDLE     | KNW   | 39.43 |
| 15. SHELLY YOUNG     | PDHNF | 39.62 |
| 16. BROOKE WATSON    | HL/SF | 40.22 |
| 17. MAGEE MORRISON   | GOW   | 40.65 |
| 18. COURTNEY ALLISON | RW    | 41.25 |
| 19. TYLER McCUTCHEON | RBR   | 41.43 |
| 20. JENNIFER WHITE   | EDF   | 41.53 |
| 21. CALLIE STUART    | BW    | 41.97 |
| 22. JODI ROSENFELD   | BW    | 42.02 |
| 23. MEGHAN DOHERTY   | PMP   | 42.26 |
| 24. CHRISSY STAUFFER | FW    | 42.53 |
| ALTERNATES:          |       |       |
| 25. SARAH THRASHER   | RW    | 42.65 |
| 26. KATIE KEY        | BH    | 43.00 |

EVENT 68 13-14 BOYS 50M BUTTERFLY  
 RECORD: 32.12  
 JASON SCHMIDT FW 1991

| SWIMMER            | TEAM  | TIME  |
|--------------------|-------|-------|
| 1. WILT CHEMELL    | SL/MC | 37.16 |
| 2. BRADLEY VAUGHAN | GOW   | 37.46 |
| 3. MARK McLAWHORN  | NBB   | 37.65 |
| 4. DUSTIN TATE     | RBR   | 37.89 |
| 5. MARK SHARP      | EDF   | 38.72 |
| 6. CHIP FITZ       | RW    | 38.81 |
| 7. WILL DURHAM     | DEV   | 39.03 |
| 8. JOHN GREGORY    | DEV   | 39.40 |
| 9. JOSHUA OWEN     | RW    | 40.12 |
| 10. TODD HENDRICKS | NBB   | 40.28 |
| 11. MIKE MURPHY    | PDHNF | 40.42 |
| 12. MATTHEW MANLEY | PCCRM | 40.57 |
| 13. JEREMY LONG    | FW    | 40.75 |
| 14. OWEN CODINGTON | HTHTR | 41.17 |
| 15. MARK BERGLIND  | KNW   | 42.57 |
| 16. LONDON BOYD    | GOW   | 43.43 |
| 17. COREY ALDEBOL  | KNW   | 43.66 |
| 18. TIM DONLAN     | SLF   | 44.00 |
| 19. JOE OUTTEN     | FW    | 44.88 |
| 20. ZACH TRABOOKIS | RBR   | 45.65 |
| 21. GREG HODGE     | PF    | 45.66 |
| 22. ANDY KOURY     | RW    | 47.07 |
| 23. JIMMY SOBECK   | GCC   | 47.74 |
| 24. DAVID WATSON   | GOW   | 48.56 |
| ALTERNATES:        |       |       |
| 25. JUSTIN CRAIN   | BH    | 49.31 |
| 26. MATT OWINGS    | BW    | 50.70 |



# ***CONGRATULATIONS***

To all the *young athletes* who are participating  
in the **SAIL Championships and Classics!**

To all the *volunteers* who have dedicated  
thousands of hours insuring these young girls  
and boys of a quality youth sports program!

To the *coaches* who have trained and inspired  
these young athletes and have taught them lessons  
they will use the rest of their lives!

And to you, the *spectators*, for your continued  
support and encouragement of these future  
leaders of our community!

*from your friends at*

# **BB&T**

It's more than a bank.  
It's an attitude!

*Member: FDIC*

# YMCA

Swimming of  
Spartanburg - Greenville



**A Winning Tradition**  
**7 YMCA National Championship Titles**  
**68 South Carolina State**  
**Championship Titles**

# YSSC

---

266 South Pine Street • Spartanburg, SC 29302  
(803) 585-0306 Spartanburg  
(803) 322-7621 Greenville

*A Carolina Tradition of Swimming Excellence*

# Personal Best Sports



Bring This Ad by For A  
**FREE T-Shirt**

with Purchase While Supplies Last

**"Specialists In Athletic Footwear"**

Your Running & Racing Headquarters

1922 August Road, Suite 110; Greenville

**803-370-9721**



*Delivering The Perfect Pizza!*

Thank You for Voting Us

**"BEST PIZZA OF THE UPSTATE"**

for the Second Straight Year!

*Many Have Asked ...*

**"What Makes Papa John's Pizza So Good?"**

It is a combination of many things:

### **Great Dough**

Our Dough is always fresh, never frozen. We use only high gluten wheat which has a better taste and texture.

### **Real Cheese**


Imitation cheese is cheap and tastes it too. That's why we use only 100% real mozzarella cheese.

### **Delicious Sauce**

Unlike most pizza companies, our sauce is made from whole tomatoes, not reconstituted from tomato paste and water.

### **Quality Toppings**

Papa John's uses only toppings of the highest quality in generous portions. Produce toppings are cut fresh daily.



### **Serving:**

**E. GREENVILLE**  
3795 E. North St.  
244-4200

**AUGUSTA RD.**  
3002 Augusta Rd.  
370-2500

**CLEMSON**  
501 College Ave.  
653-7272

**BEREA/FURMAN**  
3902 Cedar Ln.  
248-8686



**"BEST OF UPSTATE SPECIAL"**

Two 14" Large  
One Topping Pizzas

**\$9.95**

*Carry out only.  
Expires 12/31/94*



**“If your ship  
doesn’t come in,  
swim out to it!”**

—Jonathan Winters



**CAROLINA FIRST**  
*The bank that puts South Carolina first.*

Carolina First Bank, PO Box 1029, Greenville, SC 29602  
Member FDIC

# "Get A Life."



"This weekend you should really get a life - a social life that is. I mean don't you think it's time to find out about life beyond pepperoni pizza and rented movies?

See, I know everything that's going on every weekend. I check out *The Greenville News* to find out what's up. First I read *Notions on Friday*, *It's Saturday!* on Saturday, of course, and finish up with *Arts and Travel* on Sunday. Together, they're the ultimate social planner for your weekend. There it is, at your fingertips, the entire cultural spectrum. Discover the low down on upcoming concerts, movies and performances. And after the concert or movie, stay out and try one of those fabulous restaurants you read about.

So pick up *The Greenville News* to see and be seen this weekend. Hey - I might even run into you and tell you all about that hot new dance place. Don't you know darling, it pays to know *The News*."

**IT PAYS TO KNOW**  
**The News**



**Delta Woodside Industries, Inc.**

**Salutes**

**S.A.I.L.**

**Best Wishes To All Participants**

# GOOD LUCK TO ALL PARTICIPANTS IN CHAMPIONSHIPS AND CLASSICS!!!

from your friends at

## TEAM GREENVILLE

New members are welcome to come and try us for two weeks free of obligation and experience what makes us unique!

1. Professional full and part-time coaches employed by the Greenville County Recreation District
2. Ten progressive lesson and workout levels from beginner to advanced for children and adults at convenient times
3. Individual attention and stroke instruction for each swimmer. Videotaping above and below the water
4. Outstanding club communication

Pick up our green brochure today or call 220-0209 for more information. Practices begin September 6. Team Greenville has a place for you!

# Good Starts, Quick Turns, and Strong Finishes

to our

## 1994 Senior Swimmers

Chris Anderson - GCC  
Thomas Anderson - GOW  
Phillip Barton - HL/SF  
Andrea Cavasce - PHNF  
Thomas Clark - STL/MC  
Lee Cline - GOW  
Prentice Dobson - GCC  
Brandon Dulak - PBC  
Victoria Ewing - GOW  
Stephen Fernandez - FOX  
Alton Fudim - WGR  
Cam Gray - WOR  
Ashley Greene - BHF  
Jon Gullmarin - FOX  
Eric Jackson - FW

Julie Johnson - DEV  
Ken Lesley - FOX  
Chad Lison - DTR  
Elison Mayley - PCC  
Chris McLeod - HL/SF  
John Pistolic - FW  
Laurie Remickville - DTR  
Jason Shirley - WGR  
Bobbie Sodie - KNW  
Sarah Temple - FW  
Ted Vaughan - HTR  
Tracy Watson - GOW  
Valerie Williams - FOX  
Whitney Wyatt - GOW  
T.R. Yoder - FW

