

---

# SAIL

**SWIM ASSOCIATION  
INVITATIONAL LEAGUE**

---

**CHAMPIONSHIPS-CLASSICS**

---

# 25<sup>TH</sup>

**ANNIVERSARY  
1964-1989**

**JULY 22-23, 1989**

## ACKNOWLEDGEMENTS

On behalf of the swimmers who have earned their entry into this meet by their individual achievements, the SWIM ASSOCIATION INVITATIONAL LEAGUE welcomes you to the SILVER ANNIVERSARY of Classics and Championships.

Many people deserve praise for the help given to make this organization and these meets a reality. Special thanks, however, are extended to:

- the parents of swimmers for providing taxi service and encouragement,

---

- ~~the coaches for sharing their knowledge and~~ for adding that extra bit of enthusiasm,
- the officials who are volunteering their time to make this meet as fair as possible,
- the residents of WELLINGTON GREEN for providing the facility and for putting in the hard work necessary to prepare for the meet.

SPECIAL ACKNOWLEDGMENTS ARE EXTENDED TO:

PAUL DEAN REAL ESTATE, INC.

DALEY CORPORATION

METROPOLITAN LIFE INSURANCE COMPANY

THE PRINT SHOP

INSTY PRINTS

---

---

DEDICATED TO THE  
MEMORY  
OF  
COURTNEY BRUNSON

A SWIMMER'S PRAYER

---

Dear God, another swimming meet  
Is scheduled for today.  
I'm going to be quite busy  
So I want have long to pray.

Bless my Mom, Dad and Coach  
And keep us close to you.  
Let the friends I make today  
Be loyal, good and true.

Please help me not to forget you, God,  
Each time I take the blocks.  
I sometimes get distracted by  
The noise and all the clogs.

Let my starts and turns be quick  
My arms and legs be sure.  
And help my strokes be smooth and strong  
To help me to endure.

Help me find the confidence  
I've struggled for so much,  
So I can find the shortest way  
From start to final touch.

And when the droll computer  
Writes my times across its face  
Please let me not think win or lose  
But how I swam the race!

## S.A.I.L. IS SWIMMING IN GREENVILLE

S.A.I.L. is the Swim Association Invitational League, founded in 1964, the League is celebrating its TWENTY FIFTH anniversary this summer. S.A.I.L. is composed of 28 local pools with over 2,800 swimmers. During the past 25 years over 30,000 young men and women have swum for S.A.I.L. The League has the distinction of being the largest organization of its kind in the United States.

Originally founded as "PYA" (Parent Youth Association), the swimming league began with four teams: Stone Lake, McCarter, Botany Woods, and Chetsu. In 1965, the name was changed to S.A.I.L. Early in the 1970's three divisions were formed due to the rapid growth and interest in swimming in Greenville. The original Red, White and Blue divisions have been joined by the Gold and Green.

~~During the eight week season of S.A.I.L. swimming, dual meets are held, each at local community pools in the Greenville area. These meets lead to the Divisional Championships, when all 2,800 swimmers compete for individual and team honors. To run these five divisional meets takes the concerted effort of 350 officials. These officials are parents who have gone to clinics to be certified as records officials, timers, referees, stroke judges, starters, and clerks of course. This one day of the Divisionals is the biggest day of swimming in the United States. At the Divisionals, the children, ranging in age from 8 and under to age 18, swim their best strokes of short free, long free, breast, back, butterfly and individual medley. They may choose to compete in three of these strokes on an individual basis within their age group. There are 80 events in all scheduled at each Divisional. In addition to the 60 individual events there are 20 team relays involving the various age groups.~~

Culminating the S.A.I.L. swim season are the Championships and the Classics, where the top swimmers from each age group compete for medals. The Championships brings together the 13th through 30th place best swimmers into competition for individual event. The following day, the Classics matches the top 12 swimmers in each event and each age bracket. Many previous year's records are broken by these outstanding swimmers.

With its broad and diversified program, S.A.I.L. provides each swimmer with the capability of spring-boarding to national programs. S.A.I.L. swimmers have participated in state, regional, national, and international meets as a direct result of this program.

S.A.I.L. is for the young people. The goals are to teach sportsmanship, physical fitness, discipline, and team spirit. S.A.I.L. is a unique program, the largest of its kind in the United States. It is only through the dedication of the swimmers, the determination of the coaches, the unselfish nature of hundreds of parents, and the outstanding enthusiasm of the community is S.A.I.L. a success.

1989 S.A.I.L. DIVISIONS

RED

Devenger	DEV
Forrester Woods	FW
Greenville Country Club	GCC
Gower Estates	GOW
Sugar Creek	SCR

WHITE

Dove Tree	DTR
Edwards Forest	EDF
Kingsgate/Wellington Green	KWG
Pebble Creek	PBC
Pelmountee	PMC

---

BLUE

Botany Woods	BW
Foxcroft	FOX
Heritage Lakes	HL
Holly Tree	HT
Pelham Estates/Merrifield/ Pilgrims Point	PMP
Woody Creek	WCR

GREEN

Del Norte	DN
Knollwood/Peppertree	KNW/PPT
Stone Lake/McCarter	STL/MCC
Poinsettia/River Walk	PCC/RVW
Rusty Brook	RBR
Wade Hampton Gardens	WHG

---

GOLD

Belmont Heights	BH
Brookfield/Northside Gardens	BF/NSG
Canebrake	CB
McForest/Chetsu	MCH
Powderhorn	PDH
Silverleaf	SLE

## S.A.I.L. OFFICIALS

### EXECUTIVE COMMITTEE

PRESIDENT	Claude Wilson
VICE PRES.	Sam Ligon
SECRETARY	Mike Duvall
TREASURER	Bob Coon
PAST. PRES.	Joe Ramseur

### COMMITTEES

DIV. COORD.	Sandee Reaser
EDUCATION	Claudia Lupo
PUBLICITY	Haley Nations
RULES	Debbie Davidson
MEMBERSHIP	Phyllis Flanagan

### CHAMPIONSHIPS' AND CLASSICS' OFFICIALS

#### CHAMPIONSHIPS

##### MORNING

##### AFTERNOON

#### CLASSICS

Meet Director	Sam Ligon	Sam Ligon	Sam Ligon
Referee	Debbie Davidson	Debbie Davidson	Phyllis Flanagan
Starter	Hayden Hill	Hayden Hill	Steve Epps
Chief Stroke Judge	Claudia Lupo	Claudia Lupo	Claudia Lupo
Records/Marshall	Hallie Gilbert	Hallie Gilbert	Darlene Kleckley
Clerk of Course	Betsy Kahn	Betsy Kahn	Betsy Kahn
Announcer	Frank Wetmore	Bob Bush	Dale Gilbert



**carlisle**  
engraved products

113 muddy ford road • greenville, sc • 29615  
(803) 297-6599


# Designers of Custom Awards

FOR  
INDIVIDUALS, ORGANIZATIONS, TEAMS

*IT HAS BEEN AN HONOR TO SUPPLY  
RIBBONS, TROPHIES and MEDALS*


FOR

Swim Association Invitational League



**Belmont Heights**

**Coach:** John Anderson  
**SAIL Rep.:** Carolyn Greene



**Botany Woods**

**Coach:** Alan Fritz  
**SAIL Rep.:** Terry Taylor





**Brookfield Swim Team**

**Coach:** Wells Black

**SAIL Rep.:** Susie Baird




**Northside Garden Pool**

**Coach:** Kevin Smith


Kelly Smith

**SAIL Rep.:** Brenda Smith




**Devenger**

**Coach:** Kristin Sokol  
**SAIL Rep.:** Gary Ashford



**Dove Tree**


**Coach:** Jim Stuart  
**SAIL Rep.:** Rodger Hawkins



**Edwards Forest**

**Coach:** Amy Henderson  
Barbara Schinzing


**SAIL Rep.:** Susan Raines



**Forrester Woods**


**Coach:** Jeannine Smith  
Scott Whitehurst

**SAIL Rep.:** Steven Epps




**Foxcroft**

**Coach:** Elizabeth Pettett  
**SAIL Rep.:** Jean Guilmartin



**Greenville Country Club**

**Coach:** Gene Stuart  
**SAIL Rep.:** Buster Beacham




**Gower**

**Coach:** Marc Ervin  
**SAIL Rep.:** Earle McCuen



**Heritage Lakes**


**Coach:** Jamie Baughman  
Ashley Gaston  
**SAIL Rep.:** Michael & Gloria Hamilton



**Holly Tree Country Club**

**Coach:** Tommy Stevenson  
Pat Picklesimer

**SAIL Rep.:** Marsha Rose



**Kingsgate-Wellington Green**

**Coach:** Eric Mitchell  
Justine Sokol

**SAIL Rep.:** Joni Fredricks

\*\*\*\*\*  
 \* Event 11 GIRLS 8 & U SHORT FREE \*  
 \* (Time standards) \*  
 \*\*\*\*\*

HEAT 1

L	NAME	AGE TEAM	SEEDED TIME	FINAL TIME
1	Julie Close	0 HT	22.56	-----
2	Anna Brice	0 GCC	22.48	-----
3	Suzie Bush	0 DEV	22.45	-----
4	Emiline Fricke	0 HL	22.46	-----
5	Callie Crawford	0 BW	22.51	-----
6	Kelli Wentzky	0 SCR	22.60	-----

HEAT 2

L	NAME	AGE TEAM	SEEDED TIME	FINAL TIME
1	Elizabeth Beacham	0 GCC	22.33	-----
2	Jodi Rosenfeld	0 BW	22.09	-----
3	Carly Baxter	0 RBR	21.73	-----
4	Julie Costello	0 DN	21.85	-----
5	Paige Smith	0 HL	22.26	-----
6	Stacy Brower	0 HT	22.44	-----

HEAT 3

L	NAME	AGE TEAM	SEEDED TIME	FINAL TIME
1	Lindsay Ann Pfeiffer	0 PBC	21.53	-----
2	Jenny Stoeber	0 KPT	21.31	-----
3	Sara Bellino	0 SCR	21.21	-----
4	Julie Connie	0 PMC	21.29	-----
5	Brooke Faber	0 HT	21.47	-----
6	Allison Pleckaitis	0 SCR	21.71	-----

HEAT 4

L	NAME	AGE TEAM	SEEDED TIME	FINAL TIME
1	Shelby Pool	0 GCC	21.13	-----
2	Alex Hamilton	0 PBC	20.65	-----
3	Kate Cooper	0 WCR	20.57	-----
4	Becky Ruehlmann	0 DEV	20.58	-----
5	Sarah Caldwell	0 SCR	20.73	-----
6	Lauren Martin	0 GCC	21.17	-----

\*\*\*\*\*  
 \* Event 12 BOYS 8 & U SHORT FREE \*  
 \* (Time standards) \*  
 \*\*\*\*\*

HEAT 1

L	NAME	AGE TEAM	SEEDED TIME	FINAL TIME
1	Paul Ruehlmann	0 DEV	22.44	-----
2	A.J. Norris	0 SMC	22.15	-----
3	Adam Bourgoin	0 HT	21.98	-----
4	David Rearick	0 KPT	22.15	-----
5	London Boyd	0 GOW	22.22	-----
6	Denny Major	0 GCC	22.51	-----

HEAT 2

L	NAME	AGE TEAM	SEEDED TIME	FINAL TIME
1	Ben Johnson	0 SCR	21.66	-----
2	Mark Berglind	0 KPT	21.40	-----
3	Chris Cain	0 PCR	21.32	-----
4	Woody Quinn	0 GOW	21.32	-----
5	Aaron Peterik	0 PCR	21.41	-----
6	Erik Farstad	0 DEV	21.75	-----

HEAT 3

L	NAME	AGE TEAM	SEEDED TIME	FINAL TIME
1	Doug Crowley	0 FOX	20.90	-----
2	Petey Williams	0 SCR	20.80	-----
3	John Nickles	0 GCC	20.60	-----
4	Andrew Barron	0 HL	20.73	-----
5	David McKnight	0 GOW	20.81	-----
6	Kenneth Cosgrove	0 SMC	21.22	-----

HEAT 4

L	NAME	AGE TEAM	SEEDED TIME	FINAL TIME
1	Steve Carter	0 WCR	20.48	-----
2	Tim Griggs	0 SLF	20.28	-----
3	Reimer Priester	0 SCR	20.26	-----
4	Joey Patrick	0 BW	20.27	-----
5	Chad Watkins	0 CB	20.47	-----
6	Brian Starrett	0 SLF	20.54	-----



1996 4/24

\*\*\*\*\*  
 \* Event 13 GIRLS 9-10 SHORT FREE \*  
 \* (Time standards) \*  
 \*\*\*\*\*

HEAT 1

---

L	NAME	AGE TEAM	SEEDED TIME	FINAL TIME
1	Laurel Owens	0 PCR	18.45	-----
2	Heather McCarter	0 SCR	18.34	-----
3	Angie Spitzer	0 DN	18.29	-----
4	Katie Kelly	0 FOX	18.32	-----
5	Christy Mueller	0 BW	18.34	-----
6	Brandy Garrison	0 HL	18.49	-----

HEAT 2

---

L	NAME	AGE TEAM	SEEDED TIME	FINAL TIME
1	Alecia Kornacki	0 PCR	18.14	-----
2	Danielle Bourgoin	0 HT	17.98	-----
3	Lindsay Graves	0 SMC	17.87	-----
4	Amy Finklestein	0 PBC	17.98	-----
5	Chelle Baird	0 HT	18.06	-----
6	Jessica Gilbert	0 DN	18.27	-----

HEAT 3

---

L	NAME	AGE TEAM	SEEDED TIME	FINAL TIME
1	Gayle Reichert	0 PMC	17.76	-----
2	Jennifer Sleight	0 DEV	17.61	-----
3	Erin Coker	0 DEV	17.51	-----
4	Irish Holland	0 MCH	17.54	-----
5	Emily Conners	0 BFN	17.71	-----
6	Kathryn Moon	0 GCC	17.87	-----

HEAT 4

---

L	NAME	AGE TEAM	SEEDED TIME	FINAL TIME
1	Kristi Anderson	0 WCR	17.37	-----
2	Emily Baxter	0 RBR	17.10	-----
3	Emily Lynn	0 BH	17.03	-----
4	Julia Jaskwhich	0 DTR	17.06	-----
5	Liz Johnson	0 SCR	17.29	-----
6	Stephanie Epps	0 FW	17.51	-----

\*\*\*\*\*  
 \* Event 14 BOYS 9-10 SHORT FREE \*  
 \* (Time standards) \*  
 \*\*\*\*\*

HEAT 1

---

L	NAME	AGE TEAM	SEEDED TIME	FINAL TIME
1	Brian Garvin	0 HL	17.88	-----
2	Spencer Langley	0 GCC	17.86	-----
3	Stokley Holder	0 GCC	17.80	-----
4	Jeremy Davis	0 BH	17.81	-----
5	David Eskew	0 PMP	17.87	-----
6	Evan Pistolis	0 BW	17.91	-----

HEAT 2

---

L	NAME	AGE TEAM	SEEDED TIME	FINAL TIME
1	Carson Vaughan	0 SCR	17.64	-----
2	Matthew Culler	0 HT	17.56	-----
3	Billy Rosenfeld	0 BW	17.50	-----
4	Aaron LeVett	0 SMC	17.54	-----
5	Josh Eskew	0 EDF	17.58	-----
6	Michael Zwolak	0 SLF	17.72	-----

HEAT 3

---

L	NAME	AGE TEAM	SEEDED TIME	FINAL TIME
1	Russ Lancaster	0 DN	17.43	-----
2	Keith Cevasco	0 PDH	17.27	-----
3	Todd Hendricks	0 BFN	17.22	-----
4	Chris White	0 SCR	17.23	-----
5	Matt Carpenter	0 GCC	17.38	-----
6	Hal Shaw	0 GCC	17.49	-----

HEAT 4

---

L	NAME	AGE TEAM	SEEDED TIME	FINAL TIME
1	Brian West	0 GOW	17.18	-----
2	David Vaughn	0 GOW	17.08	-----
3	Jason Englisbe	0 HL	17.06	-----
4	Andrew Cole	0 MCH	17.07	-----
5	Phillip Cox	0 HL	17.08	-----
6	Todd Hall	0 PDH	17.20	-----



\*\*\*\*\*  
 \* Event 15 GIRLS 11-12 SHORT FREE \*  
 \* (Time standards) \*  
 \*\*\*\*\*

\*\*\*\*\*  
 \* Event 16 BOYS 11-12 SHORT FREE \*  
 \* (Time standards) \*  
 \*\*\*\*\*

HEAT 1

L	NAME	AGE TEAM	SEEDED TIME	FINAL TIME
1	Holly Flournoy	0 MCH	37.83	-----
2	Lesla McGee	0 GOW	37.57	-----
3	Jessica Early	0 FOX	37.39	-----
4	Susan Kelly	0 FOX	37.50	-----
5	Ginger Brewton	0 DTR	37.82	-----
6	Kate Schmitt	0 SCR	37.85	-----

HEAT 2

L	NAME	AGE TEAM	SEEDED TIME	FINAL TIME
1	Margaret Jaskwhich	0 DTR	37.30	-----
2	Caroline Rowell	0 GCC	37.12	-----
3	Emily Burnett	0 PBC	36.96	-----
4	Jennifer Jackson	0 PMP	37.02	-----
5	Julie Wharton	0 DTR	37.14	-----
6	Leigh Williamson	0 PBC	37.38	-----

HEAT 3

L	NAME	AGE TEAM	SEEDED TIME	FINAL TIME
1	Shannon Simonet	0 EDF	36.70	-----
2	Brennan Durham	0 GCC	36.45	-----
3	Elizabeth Coon	0 PMP	36.04	-----
4	Lindsay Roaden	0 PCR	36.24	-----
5	Laura Anderson	0 GOW	36.56	-----
6	Kathleen Ashford	0 DEV	36.87	-----

HEAT 4

L	NAME	AGE TEAM	SEEDED TIME	FINAL TIME
1	Lauren Sloan	0 GCC	35.79	-----
2	Katy Preston	0 PNC	35.51	-----
3	Jenny Long	0 BW	35.01	-----
4	Shannon Young	0 SCR	35.20	-----
5	Emily Metherell	0 PMP	35.74	-----
6	Mary Maxwell	0 GOW	35.98	-----

HEAT 1

L	NAME	AGE TEAM	SEEDED TIME	FINAL TIME
1	David Greer	0 KPT	36.45	-----
2	Scott Colovin	0 PBC	36.20	-----
3	Brian Coker	0 DEV	35.89	-----
4	Nathan Sharpe	0 GOW	36.12	-----
5	Wesley Bradshaw	0 WCR	36.37	-----
6	Chris Moro	0 DTR	36.49	-----

HEAT 2

L	NAME	AGE TEAM	SEEDED TIME	FINAL TIME
1	Damon Rose	0 HT	35.83	-----
2	Albert Hughes	0 HL	35.69	-----
3	Joe Repaire	0 SMC	35.49	-----
4	Brad Boone	0 FOX	35.63	-----
5	Joseph Brice	0 GCC	35.73	-----
6	Brannon Greene	0 BH	35.84	-----

HEAT 3

L	NAME	AGE TEAM	SEEDED TIME	FINAL TIME
1	Mac Wilson	0 GOW	35.37	-----
2	Brett Boyd	0 PMP	35.03	-----
3	Ben Weaver	0 SCR	34.69	-----
4	Scott Drury	0 SCR	34.73	-----
5	David Larson	0 WCR	35.26	-----
6	Matt Deets	0 KWG	35.47	-----

HEAT 4

L	NAME	AGE TEAM	SEEDED TIME	FINAL TIME
1	Brad Cardell	0 GOW	34.17	-----
2	Chris Lapish	0 CB	34.03	-----
3	Alex Roy	0 GCC	33.62	-----
4	Jason Schmidt	0 FW	33.97	-----
5	Xavier Vargas	0 SCR	34.13	-----
6	Austin Irby	0 DTR	34.62	-----

\*\*\*\*\*  
 \* Event 17 GIRLS 13-14 SHORT FREE \*  
 \* (Time standards) \*  
 \*\*\*\*\*

\*\*\*\*\*  
 \* Event 18 BOYS 13-14 SHORT FREE \*  
 \* (Time standards) \*  
 \*\*\*\*\*

HEAT 1

L	NAME	AGE TEAM	SEED	TIME	FINAL TIME
1	Christie Dandrea	0 DN	36.40	-----	
2	Molly Stevenson	0 HT	36.32	-----	
3	Allison Scheetz	0 HT	35.71	-----	
4	Kerri Sponseller	0 PBC	35.75	-----	
5	Rachael Garvin	0 HL	36.38	-----	
6	Abby Hamilton	0 SMC	36.42	-----	

HEAT 2

L	NAME	AGE TEAM	SEED	TIME	FINAL TIME
1	Anne Hughes	0 HL	35.64	-----	
2	Mary Kelly	0 FOX	35.53	-----	
3	Elizabeth Roe	0 GCC	34.81	-----	
4	Danielle Rollert	0 EDF	35.17	-----	
5	Julie Lukker	0 WCR	35.54	-----	
6	Jennifer Carnes	0 EDF	35.67	-----	

HEAT 3

L	NAME	AGE TEAM	SEED	TIME	FINAL TIME
①	Candace Pleckaitis	0 SCR	34.66	-----	
2	Katie Lynn	0 BH	34.37	-----	
3	Stacey Bullock	0 GOW	34.03	-----	
4	Hiatt Smith	0 BFN	34.19	-----	
5	Leslie Player	0 GCC	34.37	-----	
6	Alicia Fuduric	0 KWG	34.72	-----	

HEAT 4

L	NAME	AGE TEAM	SEED	TIME	FINAL TIME
1	Sunshine Nicholson	0 KWG	33.84	-----	
2	Abigail Brown	0 CB	33.75	-----	
3	Cameron Wilson	0 GOW	33.30	-----	
4	Marnee Gauthier	0 PCR	33.39	-----	
⑤	Julie Johnson	0 DEV	33.76	-----	
6	Ashley Greene	0 BH	33.85	-----	

HEAT 1

L	NAME	AGE TEAM	SEED	TIME	FINAL TIME
1	C.J. Johnson	0 SLF	32.98	-----	
2	David McCloud	0 WHG	32.86	-----	
3	Davis Leahmont	0 KWG	32.73	-----	
4	Clay Millener	0 HT	32.76	-----	
5	Kelly Wiggs	0 KPT	32.94	-----	
6	Michael Ferlanto	0 GOW	33.07	-----	

HEAT 2

L	NAME	AGE TEAM	SEED	TIME	FINAL TIME
1	David Sink	0 EDF	32.49	-----	
2	Tracey Watson	0 GOW	32.25	-----	
3	Jason Calhoun	0 KPT	32.02	-----	
4	Russ Miller	0 GOW	32.13	-----	
5	Zack Southerland	0 PBC	32.41	-----	
6	Thomas Anderson	0 GOW	32.60	-----	

HEAT 3

L	NAME	AGE TEAM	SEED	TIME	FINAL TIME
1	Jon Guilmartin	0 FOX	31.64	-----	
2	Chris Robinson	0 GCC	31.38	-----	
3	Ethan Farquhar	0 KWG	31.33	-----	
4	Randy Callahan	0 SCR	31.38	-----	
5	Sam Fisher	0 GOW	31.53	-----	
6	Matt Bradley	0 EDF	31.88	-----	

HEAT 4

L	NAME	AGE TEAM	SEED	TIME	FINAL TIME
1	Ronnie Mueller	0 BW	31.13	-----	
2	Jamie Rhyne	0 CB	30.78	-----	
3	Chris Schwab	0 SMC	30.20	-----	
4	Keith Stewart	0 FW	30.59	-----	
5	Drew Wilson	0 PMP	31.08	-----	
6	Jonathan Rowell	0 GCC	31.13	-----	

\*\*\*\*\*  
 \* Event 19 GIRLS 15-18 SHORT FREE \*  
 \* (Time standards) \*  
 \*\*\*\*\*

HEAT 1

L	NAME	AGE TEAM	SEEDED TIME	FINAL TIME
1	Cindy Blankenship	0 PBC	35.23	-----
2	Heather Epprecht	0 SCR	34.88	-----
3	Jennifer Reid	0 BW	34.72	-----
4	Suzanne Rushton	0 SCR	34.85	-----
5	Katie Mason	0 DN	35.02	-----
6	Jennifer Maxwell	0 GOW	35.34	-----

HEAT 2

L	NAME	AGE TEAM	SEEDED TIME	FINAL TIME
1	Mandy Potts	0 PMP	34.42	-----
2	Caroline King	0 KNG	34.12	-----
3	Melanie Smith	0 HL	33.86	-----
4	Susan Christopher	0 FW	34.02	-----
5	Carroll Player	0 GCC	34.34	-----
6	Kim Potts	0 PMP	34.46	-----

HEAT 3

L	NAME	AGE TEAM	SEEDED TIME	FINAL TIME
1	Jennifer Wilson	0 FW	33.47	-----
2	Amy Edwards	0 KNG	33.42	-----
3	Ashley Fuduric	0 KNG	33.29	-----
4	Jennie Szumilas	0 PDH	33.38	-----
5	Laura Benston	0 FOX	33.44	-----
6	Leigh Gauthier	0 PCR	33.82	-----

HEAT 4

L	NAME	AGE TEAM	SEEDED TIME	FINAL TIME
1	Leanne Kelly	0 FW	33.22	-----
2	Tanya Jackson	0 PMC	32.92	-----
3	Macie Martin	0 EDF	32.66	-----
4	Lizzie Burnett	0 PBC	32.83	-----
5	Cindie Burnette	0 PMP	33.07	-----
6	Kelli Ryan	0 GCC	33.28	-----

\*\*\*\*\*  
 \* Event 20 BOYS 15-18 SHORT FREE \*  
 \* (Time standards) \*  
 \*\*\*\*\*

HEAT 1

L	NAME	AGE TEAM	SEEDED TIME	FINAL TIME
1	Jason Martin	0 PCR	30.11	-----
2	David Seavers	0 FOX	29.92	-----
3	Craig McCoy	0 BW	29.63	-----
4	Rusty Young	0 HT	29.84	-----
5	Jeff Ross	0 DEV	30.07	-----
6				

HEAT 2

L	NAME	AGE TEAM	SEEDED TIME	FINAL TIME
1	Kevin Ortiz	0 DN	29.53	-----
2	Brad Linn	0 SLF	29.36	-----
3	David Dixon	0 GCC	29.20	-----
4	Joseph Hall	0 GOW	29.25	-----
5	Joey Davis	0 EDF	29.42	-----
6	Matt Cox	0 PMC	29.61	-----

HEAT 3

L	NAME	AGE TEAM	SEEDED TIME	FINAL TIME
1	Trey Williamson	0 PCR	29.18	-----
2	Wells Black	0 FOX	29.04	-----
3	Chris Hall	0 RBR	28.68	-----
4	Jef Meletio	0 PCR	28.75	-----
5	Jerimey Apel	0 BFN	29.14	-----
6	Tommy Siachos	0 BW	29.20	-----

HEAT 4

L	NAME	AGE TEAM	SEEDED TIME	FINAL TIME
1	Jim Roe	0 HT	28.62	-----
2	Luke Yoder	0 FW	28.39	-----
3	Dana Edwards	0 DEV	28.28	-----
4	Robby Sink	0 EDF	28.34	-----
5	Rob Linse	0 DN	28.60	-----
6	Brett Sponseller	0 PBC	28.65	-----

\*\*\*\*\*  
 \* Event 21 GIRLS 8 & U INDIVIDUAL MEDLEY \*  
 \* (Time standards) \*  
 \*\*\*\*\*

HEAT 1

L	NAME	AGE TEAM	SEEDED TIME	FINAL TIME
1	Julie Costello	0 DN	2:35.56	-----
2	Ginny Cotter	0 KPT	2:32.34	-----
3	Kristy Lynch	0 SCR	2:27.97	-----
4	Kristi Percic	0 SLF	2:29.17	-----
5	Brittany Southerland	0 PBC	2:34.18	-----
6	Amy Rogers	0 SCR	2:38.13	-----

HEAT 2

L	NAME	AGE TEAM	SEEDED TIME	FINAL TIME
1	Jennifer Walker	0 PCR	2:27.71	-----
2	Shannon Leistner	0 DTR	2:24.66	-----
3	Hope Yoder	0 FW	2:23.26	-----
4	Stephanie Starpoli	0 SCR	2:23.55	-----
5	Allison Johnstone	0 KWG	2:25.37	-----
6	Jill Harley	0 HT	2:27.81	-----

HEAT 3

L	NAME	AGE TEAM	SEEDED TIME	FINAL TIME
1	Elizabeth Beacham	0 GCC	2:17.33	-----
2	Bonnie Grooms	0 HL	2:15.05	-----
3	Erin Soltis	0 PDH	2:13.44	-----
4	Andrea Nance	0 PDH	2:13.45	-----
5	Carrie Fryer	0 PDH	2:15.60	-----
6	Allison Pettett	0 GOW	2:20.03	-----

HEAT 4

L	NAME	AGE TEAM	SEEDED TIME	FINAL TIME
1	Lauren Martin	0 GCC	2:11.35	-----
2	Sara Bellino	0 SCR	2:08.93	-----
3	Katie Bradley	0 EDF	2:08.38	-----
4	Miller Gaffney	0 GOW	2:08.86	-----
5	Whitney Holder	0 GCC	2:08.97	-----
6	Jenny Stoeber	0 KPT	2:11.36	-----

\*\*\*\*\*  
 \* Event 22 BOYS 8 & U INDIVIDUAL MEDLEY \*  
 \* (Time standards) \*  
 \*\*\*\*\*

HEAT 1

L	NAME	AGE TEAM	SEEDED TIME	FINAL TIME
1	Eric Mungo	0 PCR	2:28.22	-----
2	Nathan Couch	0 FW	2:21.89	-----
3	Andrew Barron	0 HL	2:18.31	-----
4	Jeff Kern	0 KWG	2:20.08	-----
5	Chris Cain	0 PCR	2:25.48	-----
6	Doug Swink	0 RBR	2:28.66	-----

HEAT 2

L	NAME	AGE TEAM	SEEDED TIME	FINAL TIME
1	Reed Watson	0 HL	2:15.86	-----
2	Mark Berglind	0 KPT	2:10.13	-----
3	Bryan Pettet	0 SCR	2:06.06	-----
4	Jeffrey West	0 GOW	2:06.15	-----
5	Daniel Dickinson	0 RBR	2:14.68	-----
6	Chris Abrams	0 SMC	2:16.94	-----

\*\*\*\*\*  
 \* Event 23 GIRLS 9-10 INDIVIDUAL MEDLEY \*  
 \* (Time standards) \*  
 \*\*\*\*\*

HEAT 1

L	NAME	AGE TEAM	SEEDED TIME	FINAL TIME
1	Emilie Moca	0 GOW	1:54.81	-----
2	Missy Suppinger	0 HL	1:53.14	-----
3	Amy Finklestein	0 PBC	1:52.35	-----
4	Shannon Tully	0 HT	1:52.99	-----
5	Ashley Gilbert	0 DTR	1:54.15	-----
6	Jessica Stephenson	0 FW	1:54.98	-----

HEAT 2

L	NAME	AGE TEAM	SEEDED TIME	FINAL TIME
1	Katie Kelly	0 FOX	1:51.69	-----
2	Kerry Jordan	0 FOX	1:51.46	-----
3	Monica Holmes	0 PMP	1:50.94	-----
4	Alecia Kornacki	0 PCR	1:51.14	-----
5	Sarah Balentine	0 PMP	1:51.61	-----
6	Joy Borry	0 RBR	1:51.82	-----

HEAT 3

L	NAME	AGE TEAM	SEEDED TIME	FINAL TIME
1	Laurel Owens	0 PCR	1:50.69	-----
2	Jessica Gilbert	0 DN	1:49.06	-----
3	Susan Earley	0 FOX	1:48.88	-----
4	Lynsey Traynhan	0 GCC	1:49.01	-----
5	Susann Miller	0 FW	1:49.50	-----
6	Amanda Brown	0 PMP	1:50.73	-----

HEAT 4

L	NAME	AGE TEAM	SEEDED TIME	FINAL TIME
1	Mary Allison Moon	0 GCC	1:47.49	-----
2	Laura Moxie	0 DEV	1:47.13	-----
3	Emily Baxter	0 RBR	1:45.00	-----
4	Amanda Powell	0 FW	1:45.74	-----
5	Dwin Fruhwirth	0 DEV	1:47.48	-----
6	Sara Johnson	0 FW	1:48.23	-----

\*\*\*\*\*  
 \* Event 24 BOYS 9-10 INDIVIDUAL MEDLEY \*  
 \* (Time standards) \*  
 \*\*\*\*\*

HEAT 1

L	NAME	AGE TEAM	SEEDED TIME	FINAL TIME
1	Satoshi Takahama	0 KWG	2:07.71	-----
2	Matthew Manley	0 PCR	2:02.75	-----
3	David Murray	0 EDF	1:58.75	-----
4	David Jackson	0 FW	2:01.23	-----
5	Troy Shriver	0 WHG	2:03.56	-----
6	Brad Holliday	0 SLF	2:09.17	-----

HEAT 2

L	NAME	AGE TEAM	SEEDED TIME	FINAL TIME
1	Drew Gray	0 WCR	1:57.95	-----
2	Chris Martin	0 FW	1:57.02	-----
3	Jonathan Morrell	0 FW	1:52.83	-----
4	Matthew Barron	0 HL	1:54.12	-----
5	Joseph Fuduric	0 KWG	1:57.16	-----
6	Corey Aldebol	0 KPT	1:58.15	-----

HEAT 3

L	NAME	AGE TEAM	SEEDED TIME	FINAL TIME
1	John Wharton	0 DTR	1:51.26	-----
2	Will Sadler	0 FOX	1:48.83	-----
3	Nathan Davis	0 PBC	1:47.74	-----
4	Greg Ingram	0 PBC	1:48.24	-----
5	John Pregelman	0 DEV	1:49.68	-----
6	John Pugh	0 PCR	1:52.79	-----

HEAT 4

L	NAME	AGE TEAM	SEEDED TIME	FINAL TIME
1	Rusty Hamrick	0 GCC	1:45.84	-----
2	Brian West	0 GOW	1:43.83	-----
3	Parker Caulsey	0 KPT	1:43.28	-----
4	Nate Rounsville	0 DTR	1:43.33	-----
5	Rich Harley	0 HT	1:45.27	-----
6	Trey Covington	0 BW	1:46.67	-----

\*\*\*\*\*  
 \* Event 25 GIRLS 11-12 INDIVIDUAL MEDLEY \*  
 \* (Time standards) \*  
 \*\*\*\*\*

HEAT 1

L	NAME	AGE TEAM	SEEDED TIME	FINAL TIME
1	Alison McPheely	0 SCR	1:39.49	-----
2	Tammy Swink	0 RBR	1:38.23	-----
3	Jennifer Kendall	0 DTR	1:37.97	-----
4	Alyson Edwards	0 EDF	1:38.11	-----
5	Alison Handy	0 SCR	1:39.41	-----
6	Caroline Rowell	0 GCC	1:40.31	-----

HEAT 2

L	NAME	AGE TEAM	SEEDED TIME	FINAL TIME
1	Ginny Burnett	0 PBC	1:37.03	-----
2	Laura Robinson	0 FW	1:36.68	-----
3	Holly Flournoy	0 MCH	1:36.49	-----
4	Jennifer Wiggers	0 PBC	1:36.67	-----
5	Meg McKnight	0 GOW	1:36.94	-----
6	Lizzy Holt	0 GCC	1:37.59	-----

HEAT 3

L	NAME	AGE TEAM	SEEDED TIME	FINAL TIME
1	Katie Chamberlain	0 GOW	1:35.71	-----
2	Miyuki Fox	0 PMP	1:34.66	-----
3	Sarah Lyons	0 DEV	1:33.13	-----
4	Teresa Goodlett	0 PMC	1:33.82	-----
5	Emily Burnett	0 PBC	1:35.04	-----
6	Emily Cox	0 HL	1:36.27	-----

HEAT 4

L	NAME	AGE TEAM	SEEDED TIME	FINAL TIME
1	Elizabeth Putnam	0 GCC	1:32.56	-----
2	Emily Metherell	0 PMP	1:31.80	-----
3	Shannon Young	0 SCR	1:31.25	-----
4	Stephanie Duvall	0 PBC	1:31.28	-----
5	Courtney Mazzie	0 FW	1:31.93	-----
6	Valerie Williams	0 FOX	1:32.96	-----

\*\*\*\*\*  
 \* Event 26 BOYS 11-12 INDIVIDUAL MEDLEY \*  
 \* (Time standards) \*  
 \*\*\*\*\*

HEAT 1

L	NAME	AGE TEAM	SEEDED TIME	FINAL TIME
1	Patrick Gallagher	0 GOW	1:40.59	-----
2	Josh Ligon	0 KWG	1:39.96	-----
3	Will Holt	0 GCC	1:38.70	-----
4	Paul Sleight	0 DEV	1:39.22	-----
5	Dustin Pellitier	0 MCH	1:40.23	-----
6	Randy Johnstone	0 KWG	1:41.27	-----

HEAT 2

L	NAME	AGE TEAM	SEEDED TIME	FINAL TIME
1	Chris Moro	0 DTR	1:38.27	-----
2	Brandt Gilbert	0 DTR	1:38.15	-----
3	Dan Ligon	0 DTR	1:37.79	-----
4	Hiles Thomas	0 DEV	1:38.12	-----
5	Chris Lapish	0 CB	1:38.16	-----
6	Jason Miserendino	0 DN	1:38.43	-----

HEAT 3

L	NAME	AGE TEAM	SEEDED TIME	FINAL TIME
1	Andy Roe	0 HT	1:37.15	-----
2	David Greer	0 KPT	1:36.66	-----
3	Austin Irby	0 DTR	1:33.62	-----
4	Ross Durham	0 DEV	1:34.21	-----
5	David Gargett	0 FOX	1:37.00	-----
6	David Larson	0 WCR	1:37.34	-----

HEAT 4

L	NAME	AGE TEAM	SEEDED TIME	FINAL TIME
1	Mark Rose	0 HT	1:32.50	-----
2	Tee Player	0 GCC	1:32.07	-----
3	Corey Holt	0 PDH	1:31.09	-----
4	Torrey Anderson	0 RBR	1:31.99	-----
5	Manuel Paouris	0 WHG	1:32.50	-----
6	Brannon Greene	0 BH	1:33.41	-----

\*\*\*\*\*  
 \* Event 27 GIRLS 13-14 INDIVIDUAL MEDLEY \*  
 \* (Time standards) \*  
 \*\*\*\*\*

HEAT 1

L	NAME	AGE TEAM	SEEDED TIME	FINAL TIME
1	Molly Stevenson	0 HT	1:34.80	-----
2	Bonnie Duncan	0 PBC	1:32.21	-----
3	Hiatt Smith	0 BFN	1:30.98	-----
4	Cindy Leistner	0 DTR	1:31.89	-----
5	Mindy Garner	0 WCR	1:33.78	-----
6	Lael Edwards	0 GCC	1:35.47	-----

HEAT 2

L	NAME	AGE TEAM	SEEDED TIME	FINAL TIME
1	Jennifer Stevenson	0 KWG	1:29.97	-----
2	Alicia Fuduric	0 KWG	1:29.09	-----
3	Amy Yarborough	0 GCC	1:28.84	-----
4	Carla Bashor	0 HL	1:28.93	-----
5	Mary Kate Repaire	0 SMC	1:29.41	-----
6	Courtney Feuers	0 DN	1:30.38	-----

HEAT 3

L	NAME	AGE TEAM	SEEDED TIME	FINAL TIME
1	Dulie Johnson	0 DEV	1:27.86	-----
2	Liesel Hoch	0 EDF	1:27.29	-----
3	Catherine Bunch	0 KPT	1:26.66	-----
4	Laurie Johnson	0 SCR	1:27.11	-----
5	Gina Handy	0 SCR	1:27.50	-----
6	Trisha Bowers	0 DTR	1:28.32	-----

HEAT 4

L	NAME	AGE TEAM	SEEDED TIME	FINAL TIME
1	Laura Brashear	0 KWG	1:25.89	-----
2	Leslie Maxwell	0 GOW	1:25.56	-----
3	Tiffany Williams	0 FW	1:25.00	-----
4	Layne Rogers	0 GOW	1:25.44	-----
5	Ashley Macalka	0 FW	1:25.56	-----
6	Kellie Edwards	0 KWG	1:26.58	-----

\*\*\*\*\*  
 \* Event 28 BOYS 13-14 INDIVIDUAL MEDLEY \*  
 \* (Time standards) \*  
 \*\*\*\*\*

HEAT 1

L	NAME	AGE TEAM	SEEDED TIME	FINAL TIME
1	T.R. Yoder	0 FW	1:32.01	-----
2	Cameron Gray	0 WCR	1:31.00	-----
3	Christopher Rawlings	0 SCR	1:30.63	-----
4	Michael Mahoney	0 DTR	1:30.76	-----
5	Craig Taylor	0 SLF	1:31.41	-----
6	Mark Varadi	0 EDF	1:32.40	-----

HEAT 2

L	NAME	AGE TEAM	SEEDED TIME	FINAL TIME
1	Zack Southerland	0 PBC	1:29.13	-----
2	Ben Cunningham	0 EDF	1:28.91	-----
3	Robert Hannah	0 SCR	1:27.45	-----
4	Billy Horn	0 DN	1:27.54	-----
5	Randy Callahan	0 SCR	1:29.09	-----
6	Nate Murtaugh	0 DEV	1:29.98	-----

HEAT 3

L	NAME	AGE TEAM	SEEDED TIME	FINAL TIME
1	Will Fisher	0 GCC	1:26.52	-----
2	Allan Billig	0 GOW	1:25.57	-----
3	Thomas Anderson	0 GOW	1:23.97	-----
4	Chris Schwab	0 SMC	1:25.47	-----
5	Clay Millener	0 HT	1:26.27	-----
6	Mark Kramer	0 FOX	1:27.37	-----

HEAT 4

L	NAME	AGE TEAM	SEEDED TIME	FINAL TIME
1	Price Atkinson	0 SMC	1:22.21	-----
2	Toby LaCoste	0 GCC	1:19.50	-----
3	Thomas Clark	0 BW	1:19.34	-----
4	Adam Davis	0 SCR	1:19.43	-----
5	Joel Vaughn	0 HT	1:20.99	-----
6	Jeff Howle	0 FOX	1:22.87	-----

\*\*\*\*\*  
 \* Event 29 GIRLS 15-18 INDIVIDUAL MEDLEY \*  
 \* (Time standards) \*  
 \*\*\*\*\*

HEAT 1

L	NAME	AGE	TEAM	SEEDED TIME	FINAL TIME
1	Melanie Smith	0	HL	1:33.65	-----
2	Shanta Boone	0	FOX	1:32.64	-----
3	Mary Stokes	0	RBR	1:31.97	-----
4	Leigh Gauthier	0	PCR	1:32.34	-----
5	Katie Mason	0	DN	1:32.69	-----
6	Marina Ferlauto	0	GOW	1:33.99	-----

HEAT 2

L	NAME	AGE	TEAM	SEEDED TIME	FINAL TIME
1	Ann Marie Sanders	0	FOX	1:31.94	-----
2	Mandy Potts	0	PMP	1:30.02	-----
3	Justine Sokol	0	DTR	1:29.29	-----
4	Eleanor Maxwell	0	GOW	1:29.35	-----
5	Amy Simonson	0	KWG	1:30.16	-----
6	Mary Brockman Pressley	0	BFN	1:31.94	-----

HEAT 3

L	NAME	AGE	TEAM	SEEDED TIME	FINAL TIME
1	Mary Beth Linder	0	RBR	1:28.90	-----
2	Elizabeth Slaughter	0	FW	1:28.31	-----
3	Tara Anderson	0	RBR	1:27.14	-----
4	Tanya Jackson	0	PNC	1:27.50	-----
5	Jennifer Wilson	0	FW	1:28.75	-----
6	Jennifer Reid	0	BW	1:29.07	-----

HEAT 4

L	NAME	AGE	TEAM	SEEDED TIME	FINAL TIME
1	Amanda Friddle	0	GOW	1:26.82	-----
2	Ashley Fuduric	0	KWG	1:26.51	-----
3	Anna Thomas	0	DEV	1:03.66	-----
4	Macie Martin	0	EDF	1:26.31	-----
5	Jennifer Boysen	0	DEV	1:26.59	-----
6	Amy Edwards	0	KWG	1:26.89	-----

\*\*\*\*\*  
 \* Event 30 BOYS 15-18 INDIVIDUAL MEDLEY \*  
 \* (Time standards) \*  
 \*\*\*\*\*

HEAT 1

L	NAME	AGE	TEAM	SEEDED TIME	FINAL TIME
1	Greg Hinson	0	PCR	1:25.37	-----
2	Reece Head	0	PNC	1:22.77	-----
3	Burns Wetmore	0	PHC	1:21.14	-----
4	Justin Eaddy	0	WHG	1:22.49	-----
5	Jason Ligon	0	KWG	1:24.97	-----
6	Chris Way	0	SCR	1:26.38	-----

HEAT 2

L	NAME	AGE	TEAM	SEEDED TIME	FINAL TIME
1	Jim Ward	0	SLF	1:20.56	-----
2	Cecil Linder	0	RBR	1:20.33	-----
3	Rob Linse	0	DN	1:19.54	-----
4	Danny Whitehurst	0	FW	1:19.88	-----
5	Jeff Ross	0	DEV	1:20.41	-----
6	Frank Wallace	0	MCH	1:21.02	-----

HEAT 3

L	NAME	AGE	TEAM	SEEDED TIME	FINAL TIME
1	Travis Kleckley	0	HT	1:18.44	-----
2	Matthew Eison	0	RBR	1:18.31	-----
3	Jason Sigmon	0	SLF	1:17.06	-----
4	Sam White	0	GOW	1:17.45	-----
5	Wesley Littlejohn	0	EDF	1:18.40	-----
6	Nathan Wood	0	FOX	1:19.02	-----

HEAT 4

L	NAME	AGE	TEAM	SEEDED TIME	FINAL TIME
1	Jef Meletio	0	PCR	1:15.18	-----
2	Donald Cox	0	PNC	1:14.83	-----
3	Kent Picklesimer	0	PMP	1:13.59	-----
4	Chris Dufala	0	EDF	1:13.64	-----
5	Joey Davis	0	EDF	1:15.16	-----
6	Bruce Rowland	0	DEV	1:16.99	-----



\*\*\*\*\*  
 \* Event 31 GIRLS 8 & U BREASTSTROKE \*  
 \* (Time standards) \*  
 \*\*\*\*\*

HEAT 1

L	NAME	AGE TEAM	SEEDED TIME	FINAL TIME
1	Jennifer Harmon	0 KWG	30.43	-----
2	Stephanie Staropoli	0 SCR	30.22	-----
3	Shannon Leistner	0 DTR	29.68	-----
4	Megan Doherty	0 PMP	30.11	-----
5	Blair Dobson	0 GCC	30.40	-----
6	Christina Ball	0 PCR	30.66	-----

HEAT 2

L	NAME	AGE TEAM	SEEDED TIME	FINAL TIME
1	Erin Soltis	0 PDH	29.56	-----
2	Katie Bradley	0 EDF	29.37	-----
3	Jackie Holt	0 PDH	28.71	-----
4	Kristi Percic	0 SLF	28.75	-----
5	Jill Harley	0 HT	29.54	-----
6	Sarah Caldwell	0 SCR	29.57	-----

HEAT 3

L	NAME	AGE TEAM	SEEDED TIME	FINAL TIME
1	Jessica Green	0 GCC	28.54	-----
2	Meghan Hughes	0 SCR	28.12	-----
3	Stacy Brower	0 HT	27.70	-----
4	Brittany Southerland	0 PBC	27.72	-----
5	Carolyn Eney	0 BW	28.38	-----
6	Ashley Kay	0 BH	28.66	-----

HEAT 4

L	NAME	AGE TEAM	SEEDED TIME	FINAL TIME
1	Jessica Yoshino	0 SCR	27.27	-----
2	Holly Henson	0 WCR	26.99	-----
3	Anna Brice	0 GCC	26.63	-----
4	Lindsay Taylor	0 BW	26.86	-----
5	Danielle Pellitier	0 MCH	27.16	-----
6	Jill Bonner	0 PHC	27.38	-----

\*\*\*\*\*  
 \* Event 32 BOYS 8 & U BREASTSTROKE \*  
 \* (Time standards) \*  
 \*\*\*\*\*

HEAT 1

L	NAME	AGE TEAM	SEEDED TIME	FINAL TIME
1	David Rearick	0 KPT	30.53	-----
2	Judd Borders	0 SCR	30.20	-----
3	Patrick McAmish	0 DTR	29.84	-----
4	Bobby Leonardi	0 SLF	29.96	-----
5	Eddie McGrail	0 DEV	30.40	-----
6	Neil Fruhwirth	0 DEV	30.89	-----

HEAT 2

L	NAME	AGE TEAM	SEEDED TIME	FINAL TIME
1	David Mathers	0 GOM	29.68	-----
2	Ian MacKintosh	0 SCR	29.64	-----
3	Drew Owens	0 PCR	29.14	-----
4	Paul Gordon	0 SCR	29.34	-----
5	Daniel Dickinson	0 RBR	29.66	-----
6	Dolan Frye	0 BW	29.83	-----

HEAT 3

L	NAME	AGE TEAM	SEEDED TIME	FINAL TIME
1	Chris Abrams	0 SMC	28.93	-----
2	Charlie Chamberlain	0 GOW	28.55	-----
3	Adam Bourgoin	0 HT	27.82	-----
4	Tripp Rhoads	0 BH	28.04	-----
5	Kevin Cashman	0 SCR	28.86	-----
6	Ryan Merck	0 BH	28.97	-----

HEAT 4

L	NAME	AGE TEAM	SEEDED TIME	FINAL TIME
1	Jason Gillespie	0 WHG	27.34	-----
2	Nathan Couch	0 FW	26.86	-----
3	Jeffrey West	0 GOW	26.60	-----
4	Adam Shuford	0 GCC	26.74	-----
5	Jeff Kern	0 KWG	27.29	-----
6	Joel Fuzia	0 HL	27.67	-----

\*\*\*\*\*  
 \* Event 33 GIRLS 9-10 BREASTSTROKE \*  
 \* (Time standards) \*  
 \*\*\*\*\*

HEAT 1

L	NAME	AGE TEAM	SEEDED TIME	FINAL TIME
1	Nan Swalm	0 GCC	24.12	-----
2	Sarah McSweeney	0 CB	24.08	-----
3	Katherine Timmerman	0 DTR	24.04	-----
4	Lindsey Sizemore	0 SCR	24.07	-----
5	Candace Watts	0 CB	24.09	-----
6	Rebekah McLeod	0 HL	24.19	-----

HEAT 2

L	NAME	AGE TEAM	SEEDED TIME	FINAL TIME
1	Lauren Ball	0 PCR	23.97	-----
2	Amanda Powell	0 FW	23.89	-----
3	Kathryn Moon	0 GCC	23.63	-----
4	Mary Allison Moon	0 GCC	23.67	-----
5	Kimberly Ferlauto	0 GOW	23.92	-----
6	Betsy Copeland	0 SCR	23.99	-----

HEAT 3

L	NAME	AGE TEAM	SEEDED TIME	FINAL TIME
1	Meg Korybski	0 DTR	23.41	-----
2	Mary Lyn Ogletree	0 DEV	23.16	-----
3	Cayce Fant	0 DEV	23.11	-----
4	Janice Preston	0 PMC	23.15	-----
5	Ashley Gilbert	0 DTR	23.17	-----
6	Julia Jaskwich	0 DTR	23.61	-----

HEAT 4

L	NAME	AGE TEAM	SEEDED TIME	FINAL TIME
1	Kristi Anderson	0 WCR	22.76	-----
2	Jenni LePors	0 PDH	22.73	-----
3	Chelle Baird	0 HT	22.63	-----
4	Emily Lynn	0 BH	22.66	-----
5	Susan Nunes	0 EDF	22.76	-----
6	Ashley Froneberger	0 PMC	23.03	-----

\*\*\*\*\*  
 \* Event 34 BOYS 9-10 BREASTSTROKE \*  
 \* (Time standards) \*  
 \*\*\*\*\*

HEAT 1

L	NAME	AGE TEAM	SEEDED TIME	FINAL TIME
1	Satoshi Takahama	0 KWG	25.46	-----
2	Jason Englekemeyer	0 SLF	25.32	-----
3	Stokley Holder	0 GCC	25.16	-----
4	Larry Brown	0 RBR	25.27	-----
5	Charlie Reynolds	0 GCC	25.41	-----
6	Keith Pauls	0 SCR	25.46	-----

HEAT 2

L	NAME	AGE TEAM	SEEDED TIME	FINAL TIME
1	Andrew Cole	0 NCH	24.61	-----
2	Jerry Ashley	0 KWG	24.51	-----
3	John Wharton	0 DTR	24.42	-----
4	Chris Poland	0 PBC	24.46	-----
5	Brandon Norris	0 SMC	24.55	-----
6	David Vaughn	0 GOW	24.91	-----

HEAT 3

L	NAME	AGE TEAM	SEEDED TIME	FINAL TIME
1	Drew Horton	0 CB	24.11	-----
2	D.J. Doherty	0 PMP	24.02	-----
3	Rush Baker Caldwell	0 GOW	23.89	-----
4	Will Seidel	0 HT	23.99	-----
5	Vincent Vargas	0 SCR	24.10	-----
6	Stephen Metherell	0 PMP	24.36	-----

HEAT 4

L	NAME	AGE TEAM	SEEDED TIME	FINAL TIME
1	Trey Covington	0 BW	23.57	-----
2	Matthew Manley	0 PCR	23.37	-----
3	David Eskew	0 PMP	23.25	-----
4	Matthew Culler	0 HT	23.29	-----
5	Brian Holly	0 FOX	23.45	-----
6	David Tollison	0 GCC	23.63	-----

\*\*\*\*\*  
 \* Event 35 GIRLS 11-12 BREASTSTROKE \*  
 \* (Time standards) \*

HEAT 1

L	NAME	AGE TEAM	SEEDED TIME	FINAL TIME
1	Laura Robinson	0 FW	49.76	-----
2	Amy Davies	0 FOX	49.39	-----
3	Taryn Jackson	0 FW	48.85	-----
4	Brandi Fuduric	0 KWG	48.88	-----
5	Julie Paterson	0 HT	49.65	-----
6	Janet Postage	0 BFN	49.77	-----

HEAT 2

L	NAME	AGE TEAM	SEEDED TIME	FINAL TIME
1	Alison McPheely	0 SCR	48.65	-----
2	Sarah Layfield	0 GOW	48.59	-----
3	Holly Flournoy	0 MCH	47.64	-----
4	Lesla McGee	0 GOW	48.50	-----
5	Ginny Burnett	0 PBC	48.60	-----
6	Sallie McAmish	0 DTR	48.67	-----

HEAT 3

L	NAME	AGE TEAM	SEEDED TIME	FINAL TIME
1	Tammy Swink	0 RBR	47.40	-----
2	Alice Finklestein	0 PBC	46.93	-----
3	Rachel Faber	0 HT	46.81	-----
4	Courtney Smith	0 FOX	46.84	-----
5	Lindsay Roaden	0 PCR	47.07	-----
6	Alison Handy	0 SCR	47.58	-----

HEAT 4

L	NAME	AGE TEAM	SEEDED TIME	FINAL TIME
1	Kelly Davis	0 DEV	46.55	-----
2	Caryn Cox	0 FW	46.25	-----
3	Jennifer Nunes	0 EDF	45.90	-----
4	Lizzy Holt	0 GCC	45.95	-----
5	Emily Burnett	0 PBC	46.41	-----
6	Katie Chamberlain	0 GOW	46.69	-----

\*\*\*\*\*  
 \* Event 36 BOYS 11-12 BREASTSTROKE \*  
 \* (Time standards) \*

HEAT 1

L	NAME	AGE TEAM	SEEDED TIME	FINAL TIME
1	Bobby Augustine	0 PMC	50.27	-----
2	Matt Schneider	0 SLF	48.77	-----
3	Brannon Greene	0 BH	48.18	-----
4	Josh Ligon	0 KWG	48.54	-----
5	Matt Hechman	0 DEV	49.81	-----
6	Josh Nance	0 PDH	51.01	-----

HEAT 2

L	NAME	AGE TEAM	SEEDED TIME	FINAL TIME
1	Jeff Gibbs	0 HT	47.83	-----
2	Randy Johnstone	0 KWG	47.47	-----
3	Damon Rose	0 HT	47.13	-----
4	David Kern	0 KWG	47.35	-----
5	Ricky Simonson	0 KWG	47.50	-----
6	Brandt Gilbert	0 DTR	48.10	-----

HEAT 3

L	NAME	AGE TEAM	SEEDED TIME	FINAL TIME
1	David Ancher	0 DEV	46.56	-----
2	Rob Bouton	0 GCC	46.15	-----
3	Nathan Sharpe	0 GOW	45.90	-----
4	Thomas Hill	0 DEV	46.01	-----
5	Albert Hughes	0 HL	46.20	-----
6	Joseph Brice	0 GCC	46.70	-----

HEAT 4

L	NAME	AGE TEAM	SEEDED TIME	FINAL TIME
1	Jeremy Holly	0 FOX	45.45	-----
2	Clark Ligon	0 DTR	45.07	-----
3	Jason Poland	0 PBC	44.76	-----
4	Patrick Gallagher	0 GOW	44.89	-----
5	Torrey Anderson	0 RBR	45.31	-----
6	Michael Fletcher	0 DTR	45.55	-----

\*\*\*\*\*  
 \* Event 37 GIRLS 13-14 BREASTSTROKE \*  
 \* (Time standards) \*  
 \*\*\*\*\*

HEAT 1

L	NAME	AGE TEAM	SEEDED TIME	FINAL TIME
1	Holly Cameron	0 SMC	48.49	-----
2	Valerie Morrell	0 FW	48.42	-----
3	Jennifer Carnes	0 EDF	48.38	-----
4	Christie Dandrea	0 DN	48.39	-----
5	Victoria Percic	0 SLF	48.45	-----
6	Anne Stanford	0 KWG	48.64	-----

HEAT 2

L	NAME	AGE TEAM	SEEDED TIME	FINAL TIME
1	Holli Baker	0 PDH	48.26	-----
2	Janis McDavid	0 DN	48.03	-----
3	Dindy Leistner	0 DTR	47.40	-----
4	Holly Collins	0 WCR	47.57	-----
5	Ellison Manley	0 PCR	48.16	-----
6	Tara Murray	0 EDF	48.37	-----

HEAT 3

L	NAME	AGE TEAM	SEEDED TIME	FINAL TIME
1	Lauren Slaughter	0 FW	45.95	-----
2	Sunshine Nicholson	0 KWG	45.31	-----
3	Kelly Witowski	0 DEV	45.15	-----
4	Prentice Dobson	0 GCC	45.27	-----
5	Kellie Edwards	0 KWG	45.62	-----
6	Michael Suppinger	0 HL	45.98	-----

HEAT 4

L	NAME	AGE TEAM	SEEDED TIME	FINAL TIME
1	Bethany Burkhardt	0 BFN	44.77	-----
2	Gretchen Anderson	0 WCR	43.77	-----
3	Amy Yarborough	0 GCC	42.84	-----
4	Trisha Bowers	0 DTR	43.32	-----
5	Sina Handy	0 SCR	44.56	-----
6	Ami Lupisella	0 PNC	45.07	-----

\*\*\*\*\*  
 \* Event 38 BOYS 13-14 BREASTSTROKE \*  
 \* (Time standards) \*  
 \*\*\*\*\*

HEAT 1

L	NAME	AGE TEAM	SEEDED TIME	FINAL TIME
1	Brandon Dufala	0 EDF	46.21	-----
2	Chris Siachos	0 BW	45.27	-----
3	David Gibbs	0 HT	44.82	-----
4	Scott Teider	0 DEV	45.00	-----
5	David Conners	0 BFN	45.52	-----
6	Wells Shepard	0 WHG	46.89	-----

HEAT 2

L	NAME	AGE TEAM	SEEDED TIME	FINAL TIME
1	Ben Cunningham	0 EDF	44.43	-----
2	John Reid	0 KWG	43.97	-----
3	C.J. Johnson	0 SLF	42.99	-----
4	Ryan Zickos	0 WCR	43.78	-----
5	Todd Florence	0 WCR	43.97	-----
6	Cliff Burden	0 PNC	44.61	-----

HEAT 3

L	NAME	AGE TEAM	SEEDED TIME	FINAL TIME
1	Pat Donohue	0 EDF	42.77	-----
2	John Dunlap	0 RBR	42.49	-----
3	Kevin Shalkhan	0 FW	42.15	-----
4	Will Crowley	0 FOX	42.44	-----
5	Drew Wilson	0 PMP	42.56	-----
6	Ethan Farquhar	0 KWG	42.85	-----

HEAT 4

L	NAME	AGE TEAM	SEEDED TIME	FINAL TIME
1	Jason Calhoun	0 KPT	41.94	-----
2	Dave Murtaugh	0 DEV	41.89	-----
3	Michael Ferlanto	0 GOW	41.30	-----
4	Will Fisher	0 GCC	41.61	-----
5	Craig Taylor	0 SLF	41.91	-----
6	Ronnie Mueller	0 BW	42.12	-----

\*\*\*\*\*  
 \* Event 39 GIRLS 15-18 BREASTSTROKE \*  
 \* (Time standards) \*  
 \*\*\*\*\*

HEAT 1

L	NAME	AGE TEAM	SEEDED TIME	FINAL TIME
1				
2	Stephanie Myer	0 KPT	57.22	-----
3				-----
4	Elizabeth Simpson	0 KWG	51.31	-----
5				-----
6				-----

HEAT 2

L	NAME	AGE TEAM	SEEDED TIME	FINAL TIME
1	Teena Bixler	0 KPT	50.17	-----
2	Shelley Carter	0 CB	48.56	-----
3	Jennifer Maxwell	0 GOW	47.00	-----
4	Valorie Davis	0 FW	47.99	-----
5	Anne Carver	0 SMC	50.09	-----
6	Caroilyn Cevalasco	0 PDH	51.21	-----

HEAT 3

L	NAME	AGE TEAM	SEEDED TIME	FINAL TIME
1	Marina Ferlauto	0 GOW	46.59	-----
2	Cindy Sawyer	0 DTR	46.48	-----
3	Kim Potts	0 PMP	46.13	-----
4	Susan Christopher	0 FW	46.37	-----
5	Cindy Blankenship	0 PBC	46.56	-----
6	Gracen Glenn	0 GCC	46.97	-----

HEAT 4

L	NAME	AGE TEAM	SEEDED TIME	FINAL TIME
1	Suzanne Rushton	0 SCR	45.83	-----
2	Allison Hart	0 PMC	45.12	-----
3	Laura Benston	0 FOX	44.63	-----
4	Caroline King	0 KWG	44.90	-----
5	Heather Epprecht	0 SCR	45.31	-----
6	Amy Harrelson	0 RBR	45.88	-----

\*\*\*\*\*  
 \* Event 40 BOYS 15-18 BREASTSTROKE \*  
 \* (Time standards) \*  
 \*\*\*\*\*

HEAT 1

L	NAME	AGE TEAM	SEEDED TIME	FINAL TIME
1	Jason Martin	0 PCR	44.40	-----
2	Billy Johnstone	0 KWG	43.07	-----
3	Greg Hinson	0 PCR	42.98	-----
4	Steve Witowski	0 DEV	43.06	-----
5	Greg Grabarezyk	0 SLF	43.28	-----
6	Chuck Shealy	0 PMP	44.60	-----

HEAT 2

L	NAME	AGE TEAM	SEEDED TIME	FINAL TIME
1	Chris Goepper	0 KWG	42.08	-----
2	Kenny Haley	0 PBC	41.15	-----
3	Joseph Hall	0 GOW	40.82	-----
4	Joey Jeffcoat	0 KPT	41.02	-----
5	David Dixon	0 GCC	41.38	-----
6	Danny Whitehurst	0 FW	42.47	-----

HEAT 3

L	NAME	AGE TEAM	SEEDED TIME	FINAL TIME
1	Matthew Eison	0 RBR	40.53	-----
2	David Seavers	0 FOX	40.38	-----
3	Jason Ligon	0 KWG	39.91	-----
4	Travis Kleckley	0 HT	40.02	-----
5	Ashley Lister	0 WHG	40.49	-----
6	Cecil Linder	0 RBR	40.81	-----

HEAT 4

L	NAME	AGE TEAM	SEEDED TIME	FINAL TIME
1	Stan Walsh	0 GOW	39.52	-----
2	Burns Wetmore	0 PMC	38.41	-----
3	Don Klamfoth	0 SMC	37.78	-----
4	Ben Nance	0 PDH	37.84	-----
5	Brad Linn	0 SLF	38.66	-----
6	Michael Holtzclaw	0 PMC	39.89	-----

\*\*\*\*\*  
 \* Event 41 GIRLS 8 & U LONG FREE \*  
 \* (Time standards) \*  
 \*\*\*\*\*

HEAT 1

L	NAME	AGE TEAM	SEEDED TIME	FINAL TIME
1	Anna Willett	0 GCC	58.16	-----
2	Sarah Sigmon	0 SLF	57.85	-----
3	Hadley Trotter	0 PCR	57.13	-----
4	Courtney Greene	0 BH	57.29	-----
5	Mary Hunter Wylie	0 GOW	57.96	-----
6	Amanda Pool	0 GCC	58.27	-----

HEAT 2

L	NAME	AGE TEAM	SEEDED TIME	FINAL TIME
1	Amy Riddle	0 GOW	56.60	-----
2	Julie Close	0 HT	54.89	-----
3	Brenda Birkenstock	0 WCR	54.37	-----
4	Anna Brice	0 GCC	54.53	-----
5	Suzie Bush	0 DEV	56.12	-----
6	Sara Dunson	0 EDF	56.96	-----

HEAT 3

L	NAME	AGE TEAM	SEEDED TIME	FINAL TIME
1	Katie Van Pelt	0 PMC	54.07	-----
2	Alex Hamilton	0 PBC	54.02	-----
3	Becky Ruhlmann	0 DEV	53.35	-----
4	Natalie Leuck	0 HL	53.65	-----
5	Callie Crawford	0 BW	54.02	-----
6	Megan Doherty	0 PMP	54.09	-----

HEAT 4

L	NAME	AGE TEAM	SEEDED TIME	FINAL TIME
1	Heather Reed	0 SCR	52.42	-----
2	Allison Pleckaitis	0 SCR	51.93	-----
3	Brooke Faber	0 HT	50.99	-----
4	Sarah Isenbarger	0 DEV	51.83	-----
5	Allison Pettett	0 GOW	52.16	-----
6	Kelli Wentzky	0 SCR	52.60	-----

\*\*\*\*\*  
 \* Event 42 BOYS 8 & U LONG FREE \*  
 \* (Time standards) \*  
 \*\*\*\*\*

HEAT 1

L	NAME	AGE TEAM	SEEDED TIME	FINAL TIME
1	Chris Biediger	0 MCH	54.66	-----
2	Justin Moore	0 SMC	53.24	-----
3	Patrick Wood	0 CB	52.63	-----
4	Ryan Merck	0 BH	52.88	-----
5	London Boyd	0 GOW	53.68	-----
6	Paul Ruhlmann	0 DEV	54.91	-----

HEAT 2

L	NAME	AGE TEAM	SEEDED TIME	FINAL TIME
1	Jordan Fowler	0 PBC	52.43	-----
2	Steve Carter	0 WCR	51.84	-----
3	Petey Williams	0 SCR	51.64	-----
4	Edward Bynum	0 FW	51.66	-----
5	Merrick Cantrell	0 FW	51.94	-----
6	Josh Ennen	0 HL	52.44	-----

HEAT 3

L	NAME	AGE TEAM	SEEDED TIME	FINAL TIME
1	Erik Farstad	0 DEV	50.06	-----
2	Dustin Thompson	0 RBR	49.47	-----
3	Jon Clark	0 BW	48.38	-----
4	Chad Watkins	0 CB	48.91	-----
5	Chris Cain	0 PCR	49.89	-----
6	David McKnight	0 GOW	50.50	-----

HEAT 4

L	NAME	AGE TEAM	SEEDED TIME	FINAL TIME
1	Jason Gillespie	0 WHG	48.07	-----
2	John Gregory	0 DEV	47.50	-----
3	Mark Berglund	0 KPT	46.95	-----
4	Danny Marshall	0 EDF	47.36	-----
5	Adam Bourgoin	0 HT	47.55	-----
6	Aaron Peterik	0 PCR	48.18	-----

49.30 (5th)

X

\*\*\*\*\*  
 \* Event 43 GIRLS 9-10 LONG FREE \*  
 \* (Time standards) \*  
 \*\*\*\*\*

HEAT 1

L	NAME	AGE TEAM	SEEDED TIME	FINAL TIME
1	Jennifer Hallard	0 PMC	43.48	-----
2	Betsy Copeland	0 SCR	42.84	-----
3	Kyleigh Fox	0 PBC	42.68	-----
4	Lindsay Graves	0 SMC	42.74	-----
5	Olivia Speakman	0 DEV	42.98	-----
6	Ashley Froneberger	0 PMC	43.56	-----

HEAT 2

L	NAME	AGE TEAM	SEEDED TIME	FINAL TIME
1	Amy Finklestein	0 PBC	42.49	-----
2	Kenna Kelly	0 GOW	42.13	-----
3	Amy Harrison	0 HL	41.93	-----
4	Heather McCarter	0 SCR	42.13	-----
5	Angie Spitzer	0 DN	42.21	-----
6	Chelle Baird	0 HT	42.49	-----

HEAT 3

L	NAME	AGE TEAM	SEEDED TIME	FINAL TIME
1	Emily Lynn	0 BH	41.63	-----
2	Katie Handel	0 DTR	40.81	-----
3	Erin Coker	0 DEV	40.74	-----
4	Katie Kelly	0 FOX	40.79	-----
5	Leanne Maxwell	0 GOW	41.14	-----
6	Becky Bartlett	0 HL	41.68	-----

HEAT 4

L	NAME	AGE TEAM	SEEDED TIME	FINAL TIME
1	Kerry Jordan	0 FOX	40.51	-----
2	Kristi Anderson	0 WCR	39.93	-----
3	Danielle Bourgoin	0 HT	39.73	-----
4	Jennifer Sleight	0 DEV	39.84	-----
5	Stephanie Epps	0 FW	40.25	-----
6	Gwin Fruhwirth	0 DEV	40.66	-----

\*\*\*\*\*  
 \* Event 44 BOYS 9-10 LONG FREE \*  
 \* (Time standards) \*  
 \*\*\*\*\*

HEAT 1

L	NAME	AGE TEAM	SEEDED TIME	FINAL TIME
1	Spencer Langley	0 GCC	41.28	-----
2	Hal Shaw	0 GCC	41.20	-----
3	Trey Covington	0 BW	40.92	-----
4	David Tollison	0 GCC	41.20	-----
5	Will Sadler	0 FOX	41.24	-----
6	Matt Carpenter	0 GCC	41.37	-----

HEAT 2

L	NAME	AGE TEAM	SEEDED TIME	FINAL TIME
1	Chris White	0 SCR	40.77	-----
2	Todd Hall	0 PDH	40.69	-----
3	Russ Lancaster	0 DN	40.56	-----
4	Andrew Cole	0 MCH	40.56	-----
5	Jason Englisbe	0 HL	40.75	-----
6	Keith Cevasco	0 PDH	40.80	-----

HEAT 3

L	NAME	AGE TEAM	SEEDED TIME	FINAL TIME
1	Carson Vaughan	0 SCR	40.33	-----
2	Brian Holly	0 FOX	40.28	-----
3	Joe Weaver	0 SCR	40.01	-----
4	Michael Cooper	0 WCR	40.04	-----
5	Todd Hendricks	0 BFN	40.33	-----
6	Philip Schmidt	0 FW	40.49	-----

HEAT 4

L	NAME	AGE TEAM	SEEDED TIME	FINAL TIME
1	Aaron LeVett	0 SMC	39.73	-----
2	Nathan Davis	0 PBC	38.98	-----
3	Parker Causey	0 KPT	38.68	-----
4	Jay Stephens	0 GCC	38.96	-----
5	Barry Williams	0 SCR	39.10	-----
6	Brian Garvin	0 HL	39.75	-----

\*\*\*\*\*  
 \* Event 45 GIRLS 11-12 LONG FREE \*  
 \* (Time standards) \*  
 \*\*\*\*\*

\*\*\*\*\*  
 \* Event 46 BOYS 11-12 LONG FREE \*  
 \* (Time standards) \*  
 \*\*\*\*\*

HEAT 1

L	NAME	AGE TEAM	SEEDED TIME	FINAL TIME
1	Rachel Faber	0 HT	1:30.99	-----
2	Coleen Boysen	0 DEV	1:30.86	-----
3	Heather Dandrea	0 DN	1:30.69	-----
4	Kathleen Ashford	0 DEV	1:30.73	-----
5	Stephanie Hendley	0 WHG	1:30.87	-----
6	Shannon Reynolds	0 PBC	1:31.02	-----

HEAT 2

L	NAME	AGE TEAM	SEEDED TIME	FINAL TIME
1	Laura Anderson	0 GOW	1:29.91	-----
2	Ginger Brewton	0 DTR	1:28.34	-----
3	Margaret Jaskwhich	0 DTR	1:27.94	-----
4	Rachel Raines	0 EDF	1:28.02	-----
5	Corey Stephens	0 GCC	1:29.34	-----
6	Angela Fulford	0 BW	1:30.23	-----

HEAT 3

L	NAME	AGE TEAM	SEEDED TIME	FINAL TIME
1	Leslie Roaden	0 PCR	1:26.01	-----
2	Kelly Hayes	0 PNC	1:24.96	-----
3	Brennan Durham	0 GCC	1:24.52	-----
4	Shannon Simonet	0 EDF	1:24.67	-----
5	Jennifer Wiggers	0 PBC	1:25.84	-----
6	Chrissy Nitti	0 SLF	1:27.24	-----

HEAT 4

L	NAME	AGE TEAM	SEEDED TIME	FINAL TIME
1	Mary Maxwell	0 GOW	1:22.60	-----
2	Leigh Williamson	0 PBC	1:22.42	-----
3	Stephanie Duvall	0 PBC	1:21.02	-----
4	Elizabeth Coon	0 PMP	1:21.11	-----
5	Courtney Mазzie	0 FW	1:22.44	-----
6	Heg McKnight	0 GOW	1:23.34	-----

HEAT 1

L	NAME	AGE TEAM	SEEDED TIME	FINAL TIME
1	Paul Sleight	0 DEV	1:26.64	-----
2	Tripp Rex	0 PBC	1:25.59	-----
3	Joseph Brice	0 GCC	1:24.69	-----
4	Chris Moro	0 DTR	1:25.18	-----
5	Torrey Anderson	0 RBR	1:25.76	-----
6	Drew White	0 HT	1:27.93	-----

HEAT 2

L	NAME	AGE TEAM	SEEDED TIME	FINAL TIME
1	Brian Coker	0 DEV	1:23.78	-----
2	David Greer	0 KPT	1:22.78	-----
3	Chris Ruehlmann	0 DEV	1:22.26	-----
4	Scott Colovin	0 PBC	1:22.68	-----
5	Ross Durham	0 DEV	1:23.30	-----
6	Brad Boone	0 FOX	1:24.52	-----

HEAT 3

L	NAME	AGE TEAM	SEEDED TIME	FINAL TIME
1	Damon Rose	0 HT	1:21.84	-----
2	Brett Boyd	0 PMP	1:21.67	-----
3	Eimhin Harmon	0 KWG	1:20.73	-----
4	Corey Holt	0 PDH	1:20.95	-----
5	Albert Hughes	0 HL	1:21.72	-----
6	David Larson	0 WCR	1:22.01	-----

HEAT 4

L	NAME	AGE TEAM	SEEDED TIME	FINAL TIME
1	Matt Deets	0 KWG	1:20.25	-----
2	Chris Lapish	0 CB	1:20.09	-----
3	Clark Ligon	0 DTR	1:18.32	-----
4	Brad Cardell	0 GOW	1:18.45	-----
5	Ben Weaver	0 SCR	1:20.16	-----
6	Manuel Paouris	0 WHG	1:20.63	-----

X  
 122.08 DTR  
 first place  
 1:14.40



\*\*\*\*\*  
 \* Event 47 GIRLS 13-14 LONG FREE \*  
 \* (Time standards) \*  
 \*\*\*\*\*

HEAT 1

L	NAME	AGE TEAM	SEEDED TIME	FINAL TIME
1	Katie Lynn	0 BH	1:22.69	-----
2	Ashley Greene	0 BH	1:21.11	-----
3	Tammy Smithers	0 WCR	1:20.18	-----
4	Becky Smith	0 DN	1:20.63	-----
5	Courtney Feuers	0 DN	1:21.20	-----
6	Mindy Garner	0 WCR	1:22.76	-----

HEAT 2

L	NAME	AGE TEAM	SEEDED TIME	FINAL TIME
1	Danielle Rollert	0 EDF	1:19.62	-----
2	Abigail Brown	0 CB	1:18.17	-----
3	Leslie Player	0 GCC	1:17.53	-----
4	Alicia Fuduric	0 KWG	1:18.05	-----
5	Dandace Pleckaitis	0 SCR	1:19.47	-----
6	Jennifer Stevenson	0 KWG	1:19.94	-----

HEAT 3

L	NAME	AGE TEAM	SEEDED TIME	FINAL TIME
1	Stacey Bullock	0 GOW	1:16.88	-----
2	Mary Kate Repaire	0 SMC	1:16.69	-----
3	Allison Raines	0 EDF	1:16.42	-----
4	Kellie Edwards	0 KWG	1:16.49	-----
5	Bonnie Duncan	0 PBC	1:16.78	-----
6	Cameron Wilson	0 GOW	1:17.00	-----

HEAT 4

L	NAME	AGE TEAM	SEEDED TIME	FINAL TIME
1	Julie Johnson	0 DEV	1:16.05	-----
2	Teressa Borry	0 RBR	1:15.17	-----
3	Meredith Lucius	0 GOW	1:14.70	-----
4	Missy Reaser	0 SCR	1:15.16	-----
5	Layne Rogers	0 GOW	1:15.35	-----
6	Sunshine Nicholson	0 KWG	1:16.18	-----

\*\*\*\*\*  
 \* Event 48 BOYS 13-14 LONG FREE \*  
 \* (Time standards) \*  
 \*\*\*\*\*

HEAT 1

L	NAME	AGE TEAM	SEEDED TIME	FINAL TIME
1	Ryan Rosenfeld	0 BW	1:21.38	-----
2	C.J. Johnson	0 SLF	1:20.80	-----
3	Kelly Wiggs	0 KPT	1:20.47	-----
4	Darryl Pauls	0 SCR	1:20.50	-----
5	T.R. Yoder	0 FW	1:20.81	-----
6	Bryan Childers	0 GCC	1:21.60	-----

HEAT 2

L	NAME	AGE TEAM	SEEDED TIME	FINAL TIME
1	Cameron Gray	0 WCR	1:18.59	-----
2	Will Crowley	0 FOX	1:18.09	-----
3	Edward Smith	0 BFN	1:17.86	-----
4	Billy Horn	0 DN	1:18.06	-----
5	Davis Leahmont	0 KWG	1:18.11	-----
6	Pat Donohue	0 EDF	1:19.39	-----

HEAT 3

L	NAME	AGE TEAM	SEEDED TIME	FINAL TIME
1	Michael Griggs	0 SLF	1:16.31	-----
2	David Sink	0 EDF	1:15.85	-----
3	Russ Miller	0 GOW	1:14.73	-----
4	David McCloud	0 WHG	1:15.10	-----
5	Matt Hayes	0 WCR	1:16.30	-----
6	Michael Ferlanto	0 GOW	1:17.49	-----

HEAT 4

L	NAME	AGE TEAM	SEEDED TIME	FINAL TIME
1	Zack Southerland	0 PBC	1:14.00	-----
2	Chris Robinson	0 GCC	1:13.11	-----
3	Jonathan Rowell	0 GCC	1:12.02	-----
4	Matt Bradley	0 EDF	1:12.51	-----
5	Randy Callahan	0 SCR	1:13.97	-----
6	Beoff McDowell	0 DEV	1:14.14	-----

\*\*\*\*\*  
 \* Event 49 GIRLS 15-18 LONG FREE \*  
 \* (Time standards) \*  
 \*\*\*\*\*

HEAT 1  
 -----

L	NAME	AGE TEAM	SEEDED TIME	FINAL TIME
1	Denie Paouris	0 WHG	1:25.75	-----
2	Wendy Miller	0 GCC	1:25.10	-----
3	Shanta Boone	0 FOX	1:23.30	-----
4	Mary Stokes	0 RBR	1:24.64	-----
5	Pam Kendall	0 DTR	1:25.74	-----
6	Carrin La Pointe	0 SCR	1:26.36	-----

HEAT 2  
 -----

L	NAME	AGE TEAM	SEEDED TIME	FINAL TIME
1	Carroll Roe	0 GCC	1:23.12	-----
2	Kelly Sutton	0 FW	1:22.81	-----
3	Cindy Blankenship	0 PBC	1:20.44	-----
4	Leanne Kelly	0 FW	1:21.70	-----
5	Allison Hart	0 PMC	1:22.88	-----
6	Kim Watson	0 HT	1:23.26	-----

HEAT 3  
 -----

L	NAME	AGE TEAM	SEEDED TIME	FINAL TIME
1	Kim Potts	0 PMP	1:19.84	-----
2	Carroll Player	0 GCC	1:18.69	-----
3	Mandy Potts	0 PMP	1:18.15	-----
4	Jennie Szumilas	0 PDH	1:18.68	-----
5	Melanie Smith	0 HL	1:19.15	-----
6	Heather Epprecht	0 SCR	1:20.26	-----

HEAT 4  
 -----

L	NAME	AGE TEAM	SEEDED TIME	FINAL TIME
1	Justine Sokol	0 DTR	1:17.82	-----
2	Mary Frances McHugh	0 PMP	1:14.50	-----
3	Kristie Woods	0 BFN	1:12.95	-----
4	Ashley Fuduric	0 KWG	1:14.35	-----
5	Jennifer Wilson	0 FW	1:16.49	-----
6	Suzanne Rushton	0 SCR	1:18.10	-----

\*\*\*\*\*  
 \* Event 50 BOYS 15-18 LONG FREE \*  
 \* (Time standards) \*  
 \*\*\*\*\*

HEAT 1  
 -----

L	NAME	AGE TEAM	SEEDED TIME	FINAL TIME
1	Chris Way	0 SCR	1:14.83	-----
2	Greg Hinson	0 PCR	1:14.47	-----
3	Burns Wetmore	0 PMC	1:11.62	-----
4	Ashley Lister	0 WHG	1:12.22	-----
5	Brian Szumilas	0 PDH	1:14.59	-----
6	Ben Nance	0 PDH	1:15.83	-----

HEAT 2  
 -----

L	NAME	AGE TEAM	SEEDED TIME	FINAL TIME
1	Rusty Young	0 HT	1:10.91	-----
2	Matthew Eison	0 RBR	1:08.50	-----
3	Nathan Wood	0 FOX	1:08.22	-----
4	Kenny Haley	0 PBC	1:08.46	-----
5	Wesley Littlejohn	0 EDF	1:09.45	-----
6	Steve Harrison	0 DEV	1:11.03	-----

HEAT 3  
 -----

L	NAME	AGE TEAM	SEEDED TIME	FINAL TIME
1	Rob Linse	0 DN	1:06.70	-----
2	Matt Cox	0 PMC	1:06.61	-----
3	Jason Sigmon	0 SLF	1:06.49	-----
4	Matt Good	0 DTR	1:06.50	-----
5	David Dixon	0 GCC	1:06.67	-----
6	Trey Williamson	0 PCR	1:08.13	-----

HEAT 4  
 -----

L	NAME	AGE TEAM	SEEDED TIME	FINAL TIME
1	Mark Ballenger	0 FOX	1:05.99	-----
2	Chris Taylor	0 EDF	1:05.50	-----
3	Bruce Rowland	0 DEV	1:04.86	-----
4	Chris Hall	0 RBR	1:05.35	-----
5	John Weaver	0 WHG	1:05.52	-----
6	Kent Picklesimer	0 PMP	1:06.33	-----

\*\*\*\*\*  
 \* Event 51 GIRLS 8 & U BACKSTROKE \*  
 \* (Time standards) \*  
 \*\*\*\*\*

HEAT 1

L	NAME	AGE TEAM	SEEDED TIME	FINAL TIME
1	Anne Veazy	0 GOW	29.34	-----
2	Jill Bonner	0 PMC	28.94	-----
3	Julia Heckman	0 DEV	28.57	-----
4	Lisa Sfiris	0 DTR	28.81	-----
5	Kristen Mabus	0 BH	29.16	-----
6	Kristy Lynch	0 SCR	29.40	-----

HEAT 2

L	NAME	AGE TEAM	SEEDED TIME	FINAL TIME
1	Erin McCall	0 GOW	28.22	-----
2	Mary Clark Gaston	0 FOX	27.94	-----
3	Anna Willett	0 GCC	27.79	-----
4	Amber Gosnell	0 DEV	27.89	-----
5	Sara Bergandi	0 RBR	28.20	-----
6	Mary Ashley Thomas	0 EDF	28.40	-----

HEAT 3

L	NAME	AGE TEAM	SEEDED TIME	FINAL TIME
1	Whitney Holder	0 GCC	27.60	-----
2	Amanda Pool	0 GCC	27.24	-----
3	Becky Ruhlmann	0 DEV	26.91	27.42 8th
4	Leslie Baronkin	0 KPT	27.06	-----
5	Bonnie Grooms	0 HL	27.57	-----
6	Sara Dunson	0 EDF	27.74	-----

HEAT 4

L	NAME	AGE TEAM	SEEDED TIME	FINAL TIME
1	Julie Cowrie	0 HL	26.70	-----
2	Carrie Fryer	0 PDH	26.65	-----
3	Katie Van Pelt	0 PMC	26.49	-----
4	Kate Cooper	0 WCR	26.65	-----
5	Hadley Trotter	0 PCR	26.69	-----
6	Emily Holt	0 GCC	26.74	-----

\*\*\*\*\*  
 \* Event 52 BOYS 8 & U BACKSTROKE \*  
 \* (Time standards) \*  
 \*\*\*\*\*

HEAT 1

L	NAME	AGE TEAM	SEEDED TIME	FINAL TIME
1	Jeff Gully	0 SCR	30.63	-----
2	David Preston	0 PMC	30.51	-----
3	David Price	0 SMC	29.81	-----
4	Josh Ennen	0 HL	30.34	-----
5	Stuart Kay	0 DEV	30.61	-----
6	Michael Scognamiglio	0 PCR	31.09	-----

HEAT 2

L	NAME	AGE TEAM	SEEDED TIME	FINAL TIME
1	Chris Biediger	0 MCH	29.67	-----
2	Wes Plyer	0 SCR	29.55	-----
3	London Boyd	0 GOW	29.07	-----
4	Eric Bandholz	0 SCR	29.20	-----
5	Charlie Chamberlain	0 GOW	29.58	-----
6	T.J. Angone	0 CB	29.75	-----

HEAT 3

L	NAME	AGE TEAM	SEEDED TIME	FINAL TIME
1	John Gregory	0 DEV	28.23	-----
2	Dustin Thompson	0 RBR	27.82	-----
3	David Mathers	0 GOW	27.79	-----
4	Reed Watson	0 HL	27.80	-----
5	Brian Starrett	0 SLF	27.86	-----
6	David Rearick	0 KPT	28.83	-----

HEAT 4

L	NAME	AGE TEAM	SEEDED TIME	FINAL TIME
1	Justin Moore	0 SMC	27.55	-----
2	Andrew Weaver	0 PMC	27.22	-----
3	Kevin Reichert	0 PMC	26.95	-----
4	A.J. Norris	0 SMC	27.07	-----
5	Steve Carter	0 WCR	27.41	-----
6	Edward Bynum	0 FW	27.63	-----

## CHAMPIONSHIPS' RECORDS

EVENT	GIRLS				BOYS			
SHORT FREE	8 & U	M. SUPPINGER	HL	19.69	M. MERREL	WCR	17.96	
	9/10	K. SPONSELLER	PBC	16.83	C. LAPISH	CB	16.30	
	11/12	A. STUART	GCC	33.72	S. CAMPBELL	DTR	31.86	
	13/14	L. JASKWHICH	STL	32.34	V. BRANDENBURG	SCR	29.16	
	15/18	K. DULLEA	GOW	31.88	D. GORMAN	MCC	26.80	
IND. MEDLEY	8 & U	J. WYLIE	GOW	1:55.86	J. WEAVER	SCR	1:55.05	
	9/10	D. JORDAN	DEV	1:36.78	S. CAMPBELL	DTR	1:32.73	
	11/12	J. DONOVAN	DEV	1:26.06	R. WALDROP	GOW	1:22.31	
	13/14	L. GOBEL	SCR	1:23.45	R. VELTMAN	FW	1:15.09	
	15/18	K. SOKOL	DTR	1:22.66	P. EISON	PMP	1:12.31	
BREASTROKE	8 & U	L. MARKS	KIG	25.30	J. MUNN	DN	24.42	
	9/10	L. ECKEL	DTR	21.77	E. WEST	GOW	20.96	
	11/12	D. BENDER	PCC	43.73	W. BLACK	FOX	43.13	
	13/14	L. BRASHEAR	KWG	41.50	T. GREEN	STL	38.53	
	15/18	L. GARNER	FW	42.77	J. PIPER	GOW	36.21	
LONG FREE	8 & U	M. MARTIN	EDF	42.47	T. LACOSTE	GOW	40.89	
	9/10	K. CHEVES	GCC	37.30	A. ABRAMS	MCC	35.91	
	11/12	L. BURNETT	PBC	1:14.56	S. MCCLAIN	FW	1:10.64	
	13/14	A. MCHUGH	PMP	1:11.90	G. LEONARD	PMP	1:05.75	
	15/18	D. RUSHTON	SCR	1:12.68	M. LEONARD	SCR	1:01.74	
BACKSTROKE	8 & U	B. CRANSWICK	GOW	24.26	W. WIMMER	DEV	21.30	
	9/10	A. MCHUGH	PMP	21.04	B. DIXON	DTR	20.22	
	11/12	M. ADAMS	GOW	40.98	A. MARONEY	GOW	39.55	
	13/14	S. RITCH	CB	38.82	R. BORRY	RBR	35.46	
	15/18	J. MAIN	FW	39.27	M. MARTIN	HT	34.55	
BUTTERFLY	8 & U	C. N-COOMBES	GOW	22.12	M. WALDROP	GOW	21.82	
	9/10	J. FARIS	GOW	18.12	S. LEONARD	PMP	17.82	
	11/12	B. O'REAR	EDF	38.90	T. HARDIN	FW	36.70	
	13/14	M. SATTERFIELD	PMP	36.15	R. NATIONS	PMC	32.59	
	15/18	L. HERMANN	SCR	35.67	J. WEAVER	WHG	30.98	

## CLASSICS' RECORDS

EVENT	GIRLS				BOYS			
SHORT FREE	8 & U	K. SMENTANA	GOW	16.14	S. FISHER	GOW	16.39	
	9/10	G. ANDERSON	WCR	14.84	H. BAIDEN	EDF	14.11	
	11/12	B. SCHINZING	KIG	31.03	R. WALDROP	GOW	28.36	
	13/14	J. SMITH	FW	29.13	H. STEVENSON	PMC	26.02	
	15/18	G. GOODING	FOX	28.60	B. CLAMP	GCC	25.10	
IND. MEDLEY	8 & U	K. SMENTANA	GOW	1:29.37	K. LUPO	GOW	1:32.54	
	9/10	J. SMITH	GOW	1:19.84	D. WIMMER	DEV	1:17.23	
	11/12	A. GOETZ	DEV	1:14.57	D. WIMMER	DEV	1:10.32	
	13/14	J. SMITH	GOW	1:12.25	H. FARIS	GOW	1:04.27	
	15/18	C. THOMAS	GCC	1:12.98	H. FARIS	GOW	1:00.28	
BREASTROKE	8 & U	M. HOLMES	PMP	22.64	R. SINK	EDF	22.26	
	9/10	G. ANDERSON	WCR	19.14	D. WIMMER	DEV	18.47	
	11/12	A. GOETZ	DEV	37.96	D. WIMMER	DEV	36.92	
	13/14	A. GOETZ	DEV	37.36	H. FARIS	GOW	33.24	
	15/18	D. KREJCI	FW	38.02	S. CAMPBELL	DTR	32.08	
LONG FREE	8 & U	A. WILSON	FW	37.60	T. CASON	GOW	36.47	
	9/10	A. VAN NORT	GCC	32.91	H. BAIDEN	EDF	31.05	
	11/12	T. FLANAGAN	PPT	1:05.57	M. D'ANGELO	SCR	1:03.54	
	13/14	J. SMITH	GOW	1:04.23	D. CALDWELL	SCR	56.48	
	15/18	B. SCHINZING	MCH	1:02.31	D. CALDWELL	SCR	54.28	
BACKSTROKE	8 & U	S. TARRANT	HT	21.47	S. FISHER	GOW	19.94	
	9/10	K. SMENTANA	GOW	17.83	M. PETTINOS	GOW	17.61	
	11/12	K. DAVIDSON	PMP	34.89	J. STUART	GCC	33.19	
	13/14	S. D'ANGELO	SCR	34.58	J. STUART	GCC	30.47	
	15/18	C. THOMAS	GCC	33.50	H. FARIS	GOW	28.76	
BUTTERFLY	8 & U	K. SMETANA	GOW	17.05	K. LUPO	GOW	18.22	
	9/10	J. SMITH	GOW	16.27	T. LACOSTE	GOW	15.72	
	11/12	A. GAINES	WHG	32.97	H. FARIS	GOW	29.60	
	13/14	A. GAINES	WHG	31.67	H. FARIS	GOW	27.74	
	15/18	A. BILLINGS	DN	31.28	H. FARIS	GOW	26.70	

\*\*\*\*\*  
 \* Event 53 GIRLS 9-10 BACKSTROKE \*  
 \* (Time standards) \*  
 \*\*\*\*\*

HEAT 1

L	NAME	AGE TEAM	SEEDED TIME	FINAL TIME
1	Jennifer Durovchic	0 HL	24.12	-----
2	Olivia Speakman	0 DEV	24.05	-----
3	Lauren Woods	0 SCR	23.88	-----
4	Dana Cole	0 MCH	24.04	-----
5	Jami Dana	0 PMC	24.06	-----
6	Brandy Garrison	0 HL	24.25	-----

HEAT 2

L	NAME	AGE TEAM	SEEDED TIME	FINAL TIME
1	Leanne Maxwell	0 GOW	23.72	-----
2	Muretta Moss	0 SCR	23.58	-----
3	Danielle Bourgoin	0 HT	23.50	-----
4	Meg Korybski	0 DTR	23.53	-----
5	Susan Earley	0 FOX	23.62	-----
6	Marla Hix	0 BH	23.87	-----

HEAT 3

L	NAME	AGE TEAM	SEEDED TIME	FINAL TIME
1	Kyleigh Fox	0 PBC	23.29	-----
2	Amber Gibbs	0 CB	23.07	-----
3	Gwin Fruhwirth	0 DEV	22.96	-----
4	Lindsay Graves	0 SMC	23.06	-----
5	Kary Hughes	0 GCC	23.28	-----
6	Lieshe Middleton	0 SMC	23.35	-----

HEAT 4

L	NAME	AGE TEAM	SEEDED TIME	FINAL TIME
1	Beth Beiers	0 HT	22.53	-----
2	Natalie Hamrick	0 GCC	22.42	-----
3	Gayle Reichert	0 PMC	22.36	-----
4	Erin Veazey	0 GOW	22.37	-----
5	Lynsey Traynhan	0 GCC	22.42	-----
6	Nancy Mitchell	0 PMP	22.80	-----

\*\*\*\*\*  
 \* Event 54 BOYS 9-10 BACKSTROKE \*  
 \* (Time standards) \*  
 \*\*\*\*\*

HEAT 1

L	NAME	AGE TEAM	SEEDED TIME	FINAL TIME
1	Will Seidel	0 HT	24.88	-----
2	Paul McHugh	0 GCC	24.64	-----
3	Josh Riddle	0 GOW	24.45	-----
4	Daniel Head	0 FW	24.61	-----
5	Aaron LeVett	0 SMC	24.77	-----
6	John Wharton	0 DTR	24.88	-----

HEAT 2

L	NAME	AGE TEAM	SEEDED TIME	FINAL TIME
1	Matt Ruehlmann	0 DEV	23.74	23.03
2	Corey Aldebol	0 KPT	23.64	-----
3	John Pregelman	0 DEV	23.53	-----
4	Brian Garvin	0 HL	23.57	-----
5	Seth Markham	0 PMC	23.68	-----
6	Michael Zwolak	0 SLF	23.92	-----

HEAT 3

L	NAME	AGE TEAM	SEEDED TIME	FINAL TIME
1	Vincent Vargas	0 SCR	23.34	-----
2	Mike Baranski	0 BH	23.02	-----
3	Barry Williams	0 SCR	22.86	-----
4	Rick Ducker	0 PBC	23.02	-----
5	Chris White	0 SCR	23.13	-----
6	Kirk Watkins	0 CB	23.48	-----

HEAT 4

L	NAME	AGE TEAM	SEEDED TIME	FINAL TIME
1	Nate Rounsville	0 DTR	22.41	-----
2	Jay Stephens	0 GCC	22.33	-----
3	Hal Shaw	0 GCC	22.09	-----
4	Matt Carpenter	0 GCC	22.20	-----
5	Dan Scherdt	0 WCR	22.40	-----
6	J.C. Reid	0 PMC	22.69	-----

*just place  
21.21*

X

\*\*\*\*\*  
 \* Event 55 GIRLS 11-12 BACKSTROKE \*  
 \* (Time standards) \*  
 \*\*\*\*\*

HEAT 1

L	NAME	AGE TEAM	SEEDED TIME	FINAL TIME
1	Jessica Early	0 FOX	47.20	-----
2	Jennifer Jackson	0 PMP	47.13	-----
3	Elizabeth Reid	0 BW	47.06	-----
4	Angela Fulford	0 BW	47.06	-----
5	Courtney Smith	0 FOX	47.19	-----
6	Susan Kelly	0 FOX	47.37	-----

HEAT 2

L	NAME	AGE TEAM	SEEDED TIME	FINAL TIME
1	<del>P</del> ileen Boysen	0 DEV	47.02	-----
2	<del>S</del> abrina Papes	0 SCR	46.41	-----
3	Corey Stephens	0 GCC	45.80	-----
4	Leigh Williamson	0 PBC	46.00	-----
5	Amy Hampton	0 KPT	46.61	-----
6	Robin Layfield	0 GOW	47.02	-----

HEAT 3

L	NAME	AGE TEAM	SEEDED TIME	FINAL TIME
1	Kate Schmitt	0 SCR	45.27	-----
2	Courtney Tollison	0 GCC	44.10	-----
3	Lauren Sloan	0 GCC	43.96	-----
4	Brennan Durham	0 GCC	44.05	-----
5	Teresa Goodlett	0 PNC	44.58	-----
6	Nikki Littlejohn	0 BFN	45.44	-----

HEAT 4

L	NAME	AGE TEAM	SEEDED TIME	FINAL TIME
1	Caroline Rowell	0 GCC	43.56	-----
2	Sarah Lyons	0 DEV	43.16	-----
3	Kate Bray	0 GOW	42.86	-----
4	Sarah Temple	0 FW	42.95	-----
5	Lindsay Roaden	0 PCR	43.38	-----
6	Elizabeth Blackwood	0 DTR	43.73	-----

\*\*\*\*\*  
 \* Event 56 BOYS 11-12 BACKSTROKE \*  
 \* (Time standards) \*  
 \*\*\*\*\*

HEAT 1

L	NAME	AGE TEAM	SEEDED TIME	FINAL TIME
1	Travis McDowell	0 DEV	51.42	-----
2	Rusty Macalha	0 FW	51.06	-----
3	Cory White	0 BH	50.24	-----
4	Rob Bartholomew	0 PNC	50.67	-----
5	Josh Nance	0 PDH	51.12	-----
6	Brian Villaume	0 DEV	52.16	-----

HEAT 2

L	NAME	AGE TEAM	SEEDED TIME	FINAL TIME
1	Chris Ruehlmann	0 DEV	48.49	47.61
2	Montague Laffitte	0 GCC	48.02	-----
3	Chip Handel	0 DTR	47.69	-----
4	David Windburn	0 BH	47.73	-----
5	Brooks Burns	0 SCR	48.25	-----
6	Dustin Pellitier	0 MCH	50.17	-----

HEAT 3

L	NAME	AGE TEAM	SEEDED TIME	FINAL TIME
1	Miles Thomas	0 DEV	46.34	-----
2	Brian Coker	0 DEV	45.11	-----
3	Tripp Rex	0 PBC	44.39	-----
4	Wesley Bradshaw	0 WCR	44.75	-----
5	Mac Wilson	0 GOW	45.31	-----
6	Mark Marritt	0 BH	46.89	-----

HEAT 4

L	NAME	AGE TEAM	SEEDED TIME	FINAL TIME
1	Jeremy Vaughan	0 HT	43.95	-----
2	Matt Schneider	0 SLF	43.22	-----
3	Brad Boone	0 FOX	42.88	-----
4	Brad Cardell	0 GOW	43.22	-----
5	Rob Bouton	0 GCC	43.80	-----
6	Austin Irby	0 DTR	44.35	-----

*first place*  
 37.90

\*\*\*\*\*  
 \* Event 57 GIRLS 13-14 BACKSTROKE \*  
 \* (Time standards) \*  
 \*\*\*\*\*

HEAT 1

L	NAME	AGE TEAM	SEEDED TIME	FINAL TIME
1	Brantley Smith	0 PCR	45.67	-----
2	Allison Milam	0 HT	45.09	-----
3	Amy Yarborough	0 GCC	44.83	-----
4	Amy Carnes	0 EDF	44.87	-----
5	Lael Edwards	0 GCC	45.66	-----
6				

HEAT 2

L	NAME	AGE TEAM	SEEDED TIME	FINAL TIME
1	Elizabeth Bull	0 GCC	44.56	-----
2	Dandace Pleckaitis	0 SCR	43.56	-----
3	Meredith Lucius	0 GOW	43.48	-----
4	Cindy Leistner	0 DTR	43.53	-----
5	Laura Whitman	0 PBC	43.69	-----
6	Lourdes Rodriguez	0 HT	44.74	-----

HEAT 3

L	NAME	AGE TEAM	SEEDED TIME	FINAL TIME
1	Kim Blair	0 HT	42.44	-----
2	Danielle Rollert	0 EDF	41.82	-----
3	Laurie Johnson	0 SCR	41.66	-----
4	Carla Bashor	0 HL	41.77	-----
5	Elizabeth Roe	0 GCC	42.38	-----
6	Anne Hughes	0 HL	42.56	-----

HEAT 4

L	NAME	AGE TEAM	SEEDED TIME	FINAL TIME
1	Becky Smith	0 DN	41.41	-----
2	Kerri Sponseller	0 PBC	41.04	-----
3	Liesel Hoch	0 EDF	39.80	-----
4	Tiffany Williams	0 FW	40.13	-----
5	Tammy Smithers	0 WCR	41.19	-----
6	Rebecca Brashear	0 KWG	41.43	-----

\*\*\*\*\*  
 \* Event 58 BOYS 13-14 BACKSTROKE \*  
 \* (Time standards) \*  
 \*\*\*\*\*

HEAT 1

L	NAME	AGE TEAM	SEEDED TIME	FINAL TIME
1	Chris McLeod	0 HL	44.98	-----
2	Richard McEntyre	0 SCR	44.50	-----
3	Jason Hogg	0 SLF	44.05	-----
4	Kelly Wiggs	0 KPT	44.32	-----
5	Ryan Rosenfeld	0 BW	44.59	-----
6	Will Fisher	0 GCC	45.34	-----

HEAT 2

L	NAME	AGE TEAM	SEEDED TIME	FINAL TIME
1	Brandon Dufala	0 EDF	43.15	-----
2	Mark Varadi	0 EDF	42.45	-----
3	Chris Siachos	0 BW	41.78	-----
4	Will Crowley	0 FOX	41.98	-----
5	Robert Hannah	0 SCR	42.81	-----
6	Matt Bradley	0 EDF	44.03	-----

HEAT 3

L	NAME	AGE TEAM	SEEDED TIME	FINAL TIME
1	Jason Calhoun	0 KPT	41.41	-----
2	Warren McSweeney	0 CB	41.14	-----
3	Ethan Farquhar	0 KWG	41.03	-----
4	Drew Wilson	0 PMP	41.05	-----
5	Mark Kramer	0 FOX	41.24	-----
6	Christopher Rawlings	0 SCR	41.56	-----

HEAT 4

L	NAME	AGE TEAM	SEEDED TIME	FINAL TIME
1	Thomas Anderson	0 GOW	40.56	-----
2	John Pistolis	0 BW	39.95	-----
3	Jamie Rhyne	0 CB	38.89	-----
4	David Watt	0 DTR	39.84	-----
5	Ben Cunningham	0 EDF	40.01	-----
6	Jon Guilmartin	0 FOX	40.69	-----



\*\*\*\*\*  
 \* Event 59 GIRLS 15-18 BACKSTROKE \*  
 \* (Time standards) \*  
 \*\*\*\*\*

HEAT 1

L	NAME	AGE TEAM	SEEDED TIME	FINAL TIME
1	Nicole Witowski	0 DEV	55.13	-----
2	Elizabeth Simpson	0 KWG	50.15	-----
3	Anne Carver	0 SMC	49.13	-----
4	Chris Cattaruzza	0 HT	49.88	-----
5	Wendy Miller	0 GCC	50.22	-----
6				

HEAT 2

L	NAME	AGE TEAM	SEEDED TIME	FINAL TIME
1	Margaret Land	0 SMC	47.76	-----
2	Amy Simonson	0 KWG	46.01	-----
3	Amy Harrelson	0 RBR	45.04	-----
4	Kelly Sutton	0 FW	45.29	-----
5	Jennifer Maxwell	0 GOW	46.59	-----
6	Kim Watson	0 HT	48.97	-----

HEAT 3

L	NAME	AGE TEAM	SEEDED TIME	FINAL TIME
1	Laura Benston	0 FOX	43.56	-----
2	Eleanor Maxwell	0 GOW	43.40	-----
3	Kim Fowler	0 PBC	42.91	-----
4	Stephanie Myer	0 KPT	43.24	-----
5	Leanne Kelly	0 FW	43.49	-----
6	Stephanie Guilmartin	0 FOX	44.68	-----

HEAT 4

L	NAME	AGE TEAM	SEEDED TIME	FINAL TIME
1	Amy Dickey	0 WCR	42.48	-----
2	Mary Stokes	0 RBR	41.81	-----
3	Susan Christopher	0 FW	40.81	-----
4	Shanta Boone	0 FOX	41.67	-----
5	Mary Brockman Pressley	0 BFN	42.09	-----
6	Allison Hart	0 PMC	42.78	-----

\*\*\*\*\*  
 \* Event 60 BOYS 15-18 BACKSTROKE \*  
 \* (Time standards) \*  
 \*\*\*\*\*

HEAT 1

L	NAME	AGE TEAM	SEEDED TIME	FINAL TIME
1	Jason Ligon	0 KWG	42.43	-----
2	Don Klawfoth	0 SMC	42.00	-----
3	Jason Anderson	0 DN	40.95	-----
4	Frank Wallace	0 MCH	41.41	-----
5	Tiger O'Rourke	0 SMC	42.30	-----
6	Brian Szumilas	0 PDH	44.67	-----

HEAT 2

L	NAME	AGE TEAM	SEEDED TIME	FINAL TIME
1	Steve Harrison	0 DEV	39.68	-----
2	Jim Ward	0 SLF	39.07	-----
3	David Seavers	0 FOX	37.83	-----
4	Danny Whitehurst	0 FW	37.95	-----
5	Jason Martin	0 PCR	39.58	-----
6	David Lupisella	0 PMC	40.56	-----

HEAT 3

L	NAME	AGE TEAM	SEEDED TIME	FINAL TIME
1	Travis Kleckley	0 HT	37.07	-----
2	Craig McCoy	0 BW	36.91	-----
3	Jerimey Apel	0 BFN	36.77	-----
4	Brett Sponseller	0 PBC	36.77	-----
5	Jeff Ross	0 DEV	37.02	-----
6	Ryan Brissey	0 SMC	37.63	-----

HEAT 4

L	NAME	AGE TEAM	SEEDED TIME	FINAL TIME
1	Tommy Siachos	0 BW	35.95	-----
2	Donald Cox	0 PMC	35.70	-----
3	Jim Roe	0 HT	35.39	-----
4	Chris Dufala	0 EDF	35.41	-----
5	Justin Eaddy	0 WHG	35.87	-----
6	Wesley Littlejohn	0 EDF	36.27	-----

\*\*\*\*\*  
 \* Event 61 GIRLS 8 & U BUTTERFLY \*  
 \* (Time standards) \*  
 \*\*\*\*\*

HEAT 1

L	NAME	AGE TEAM	SEEDED TIME	FINAL TIME
1	Shannon Leistner	0 DTR	30.03	-----
2	Katie Bradley	0 EDF	29.58	-----
3	Sarah Funderburk	0 PBC	29.03	-----
4	Elizabeth Beacham	0 GCC	29.30	-----
5	Erin Markley	0 SLF	29.76	-----
6	Jill Harley	0 HT	30.10	-----

HEAT 2

L	NAME	AGE TEAM	SEEDED TIME	FINAL TIME
1	Julie Costello	0 DN	28.94	-----
2	Carly Baxter	0 RBR	28.72	-----
3	Emily Pesta	0 KPT	28.46	-----
4	Carrie Fryer	0 PDH	28.52	-----
5	Ginny Cotter	0 KPT	28.79	-----
6	Courtney Pfennig	0 SCR	28.97	-----

HEAT 3

L	NAME	AGE TEAM	SEEDED TIME	FINAL TIME
1	Sarah Caldwell	0 SCR	27.91	-----
2	Megan Doherty	0 PMP	27.84	-----
3	Whitney Holder	0 GCC	27.12	-----
4	Heather Reed	0 SCR	27.45	-----
5	Allison Pettett	0 GOW	27.87	-----
6	Andrea Nance	0 PDH	28.20	-----

HEAT 4

L	NAME	AGE TEAM	SEEDED TIME	FINAL TIME
1	Alex Hamilton	0 PBC	26.74	-----
2	Elizabeth Stevenson	0 KWG	26.48	-----
3	Miller Gaffney	0 GOW	25.51	-----
4	Paige Smith	0 HL	26.12	-----
5	Jodi Rosenfeld	0 BW	26.66	-----
6	Julia Heckman	0 DEV	26.77	-----

\*\*\*\*\*  
 \* Event 62 BOYS 8 & U BUTTERFLY \*  
 \* (Time standards) \*  
 \*\*\*\*\*

HEAT 1

L	NAME	AGE TEAM	SEEDED TIME	FINAL TIME
1	Clark Waldred	0 GOW	32.31	-----
2	Jeff Kern	0 KWG	31.61	-----
3	Ben Johnson	0 SCR	30.88	-----
4	Mathew McPheely	0 SCR	31.53	-----
5	Doug Swink	0 RBR	32.19	-----
6	Will McClain	0 SCR	32.73	-----

HEAT 2

L	NAME	AGE TEAM	SEEDED TIME	FINAL TIME
1	Jeff Gully	0 SCR	29.94	-----
2	Edward Bynum	0 FW	29.29	-----
3	Peter Pistoris	0 BW	29.09	-----
4	Chris Abrams	0 SWC	29.10	-----
5	Bobby Leonardi	0 SLF	29.39	-----
6	Jeffrey West	0 GOW	30.04	-----

HEAT 3

L	NAME	AGE TEAM	SEEDED TIME	FINAL TIME
1	Josh Smith	0 GOW	28.31	-----
2	McSwain Bell	0 KPT	28.10	-----
3	Daniel Smith	0 SCR	27.62	-----
4	Nathan Couch	0 FW	27.80	-----
5	Jackson Hughes	0 GCC	28.16	-----
6	Tim Griggs	0 SLF	28.37	-----

HEAT 4

L	NAME	AGE TEAM	SEEDED TIME	FINAL TIME
1	Timmy Moxie	0 DEV	26.45	-----
2	Jon Clark	0 BW	26.07	-----
3	Eric Bandholz	0 SCR	25.20	-----
4	Justin Moore	0 SWC	25.24	-----
5	Merrick Cantrell	0 FW	26.38	-----
6	Reimer Priester	0 SCR	27.41	-----

\*\*\*\*\*  
 \* Event 63 GIRLS 9-10 BUTTERFLY \*  
 \* (Time standards) \*  
 \*\*\*\*\*

HEAT 1

L	NAME	AGE TEAM	SEEDED TIME	FINAL TIME
1	Kerry Jordan	0 FOX	22.12	-----
2	Amber Gibbs	0 CB	22.03	-----
3	Sarah Balentine	0 PMP	22.00	-----
4	Becky Repaire	0 SMC	22.00	-----
5	Jenni LePors	0 PDH	22.06	-----
6	Candace Watts	0 CB	22.13	-----

HEAT 2

L	NAME	AGE TEAM	SEEDED TIME	FINAL TIME
1	Alecia Kornacki	0 PCR	21.70	-----
2	Laura Moxie	0 DEV	21.47	-----
3	Susan Nunes	0 EDF	21.23	-----
4	Natalie Craft	0 WHG	21.35	-----
5	Kenna Kelly	0 GOW	21.50	-----
6	Christy Mueller	0 BW	21.83	-----

HEAT 3

L	NAME	AGE TEAM	SEEDED TIME	FINAL TIME
1	Missy Suppinger	0 HL	21.13	-----
2	Lynsey Traynhan	0 GCC	21.02	-----
3	Laura Henry	0 GOW	20.59	-----
4	Page Greaves	0 GCC	20.84	-----
5	Amy Harrison	0 HL	21.09	-----
6	Sara Johnson	0 FW	21.21	-----

HEAT 4

L	NAME	AGE TEAM	SEEDED TIME	FINAL TIME
1	Emily Baxter	0 RBR	20.25	-----
2	Shannon Tully	0 HT	20.03	-----
3	Elizabeth Kay	0 PMC	19.31	-----
4	Kristen Adams	0 SLF	19.79	-----
5	Gayle Reichert	0 PMC	20.17	-----
6	Holly Keller	0 SCR	20.58	-----

\*\*\*\*\*  
 \* Event 64 BOYS 9-10 BUTTERFLY \*  
 \* (Time standards) \*  
 \*\*\*\*\*

HEAT 1

L	NAME	AGE TEAM	SEEDED TIME	FINAL TIME
1	Michael Gilbert	0 DN	22.75	-----
2	James Tew	0 DN	22.48	-----
3	Rusty Hamrick	0 GCC	22.33	-----
4	John Pugh	0 PCR	22.34	-----
5	Nate Rounsville	0 DTR	22.70	-----
6	Will Durham	0 DEV	22.86	-----

HEAT 2

L	NAME	AGE TEAM	SEEDED TIME	FINAL TIME
1	Corey Aldebol	0 KPT	21.71	-----
2	Charley Patrick	0 BW	21.50	-----
3	Todd Hendricks	0 BFN	21.31	-----
4	B.J. Pesta	0 KPT	21.38	-----
5	Spencer Langley	0 GCC	21.59	-----
6	Rich Harley	0 HT	22.13	-----

HEAT 3

L	NAME	AGE TEAM	SEEDED TIME	FINAL TIME
1	Philip Schmidt	0 FW	21.16	-----
2	Parker Caulsey	0 KPT	20.68	-----
3	Brian West	0 GOW	20.48	-----
4	Greg Ingram	0 PBC	20.63	-----
5	Joe Weaver	0 SCR	21.15	-----
6	Stephen Martin	0 GCC	21.27	-----

HEAT 4

L	NAME	AGE TEAM	SEEDED TIME	FINAL TIME
1	Russ Lancaster	0 DN	20.41	-----
2	Will Sadler	0 FOX	20.26	-----
3	Vincent Vargas	0 SCR	20.10	-----
4	Michael Zwolak	0 SLF	20.11	-----
5	Carson Vaughan	0 SCR	20.38	-----
6	Billy Rosenfeld	0 BW	20.47	-----

\*\*\*\*\*  
 \* Event 65 GIRLS 11-12 BUTTERFLY \*  
 \* (Time standards) \*  
 \*\*\*\*\*

HEAT 1

L	NAME	AGE TEAM	SEEDED TIME	FINAL TIME
1	Laura Anderson	0 GOW	44.83	-----
2	Sallie McAmish	0 DTR	44.62	-----
3	Mary Maxwell	0 GOW	44.45	-----
4	Stephanie Hendley	0 WHG	44.53	-----
5	Taryn Jackson	0 FW	44.64	-----
6	Stephanie Simonet	0 EDF	45.34	-----

HEAT 2

L	NAME	AGE TEAM	SEEDED TIME	FINAL TIME
1	Elizabeth Reid	0 BW	44.10	-----
2	Alyson Edwards	0 EDF	43.95	-----
3	Miranda Gatlin	0 SCR	43.71	-----
4	Kate Bray	0 GOW	43.83	-----
5	Kate Schmitt	0 SCR	44.04	-----
6	Heg McKnight	0 GOW	44.16	-----

HEAT 3

L	NAME	AGE TEAM	SEEDED TIME	FINAL TIME
1	Shannon Simonet	0 EDF	42.86	-----
2	Katie Chamberlain	0 GOW	42.72	-----
3	Shannon Young	0 SCR	41.78	-----
4	Courtney Mazzie	0 FW	42.63	-----
5	Lizzy Holt	0 GCC	42.74	-----
6	Tammy Swink	0 RBR	43.09	-----

HEAT 4

L	NAME	AGE TEAM	SEEDED TIME	FINAL TIME
1	Sherry Rhodes	0 DEV	40.83	-----
2	Jennifer Kahn	0 DEV	40.65	-----
3	Rosalyn Harvey	0 PMP	39.83	-----
4	Ruth Ann Conoley	0 PBC	40.30	-----
5	Sarah Temple	0 FW	40.76	-----
6	Jennifer Kendall	0 DTR	41.68	-----

\*\*\*\*\*  
 \* Event 66 BOYS 11-12 BUTTERFLY \*  
 \* (Time standards) \*  
 \*\*\*\*\*

HEAT 1

L	NAME	AGE TEAM	SEEDED TIME	FINAL TIME
1	Scott Drury	0 SCR	47.14	-----
2	Manuel Paouris	0 WHG	46.16	-----
3	Andy Roe	0 HT	45.34	-----
4	Scott Kramer	0 FOX	45.79	-----
5	Josh Ligon	0 KWG	46.59	-----
6	Montague Laffitte	0 GCC	47.16	-----

HEAT 2

L	NAME	AGE TEAM	SEEDED TIME	FINAL TIME
1	Wiles Thomas	0 DEV	44.88	-----
2	Mark Marritt	0 BH	44.49	-----
3	Dan Ligon	0 DTR	43.26	-----
4	Chris Ruhlmann	0 DEV	43.85	44.04
5	Jason Shirley	0 WHG	44.78	-----
6	Wesley Bradshaw	0 WCR	44.99	-----

HEAT 3

L	NAME	AGE TEAM	SEEDED TIME	FINAL TIME
1	Nathan Sharpe	0 GOW	42.59	-----
2	David Gargett	0 FOX	42.00	-----
3	Jeremy Holly	0 FOX	41.61	-----
4	Travis McDowell	0 DEV	41.70	-----
5	Scott Colovin	0 PBC	42.16	-----
6	Michael Fletcher	0 DTR	42.77	-----

HEAT 4

L	NAME	AGE TEAM	SEEDED TIME	FINAL TIME
1	Stephen Clark	0 BW	41.03	-----
2	Jason Miserendino	0 DN	40.90	-----
3	Joe Repaire	0 SMC	40.55	-----
4	Ross Durham	0 DEV	40.56	-----
5	Brian Grooms	0 HL	41.01	-----
6	Brian Shelley	0 GCC	41.16	-----

*Just place  
38.19*

\*\*\*\*\*  
 \* Event 67 GIRLS 13-14 BUTTERFLY \*  
 \* (Time standards) \*  
 \*\*\*\*\*

HEAT 1

L	NAME	AGE TEAM	SEEDED TIME	FINAL TIME
1	Jennifer Carnes	0 EDF	41.66	-----
2	Trisha Bowers	0 DTR	41.32	-----
3	Becky Smith	0 DN	40.79	-----
4	Molly Stevenson	0 HT	40.95	-----
5	Allison Scheetz	0 HT	41.34	-----
6	Tammy Smithers	0 WCR	41.81	-----

HEAT 2

L	NAME	AGE TEAM	SEEDED TIME	FINAL TIME
1	Anne Hughes	0 HL	40.66	-----
2	Jennifer Stevenson	0 KWG	40.39	-----
3	Mindy Garner	0 WCR	39.45	-----
4	Liesel Hoch	0 EDF	40.03	-----
5	Bina Handy	0 SCR	40.53	-----
6	Lael Edwards	0 GCC	40.66	-----

HEAT 3

L	NAME	AGE TEAM	SEEDED TIME	FINAL TIME
1	Kim Blair	0 HT	39.18	-----
2	Abigail Brown	0 CB	39.08	-----
3	Cameron Wilson	0 GOW	39.02	-----
4	Catherine Bunch	0 KPT	39.06	-----
5	Mary Kate Repaire	0 SMC	39.13	-----
6	Laurie Johnson	0 SCR	39.34	-----

HEAT 4

L	NAME	AGE TEAM	SEEDED TIME	FINAL TIME
1	Bonnie Duncan	0 PBC	38.56	-----
2	Elizabeth Roe	0 GCC	38.29	-----
3	Hiatt Smith	0 BFN	37.83	-----
4	Teressa Borry	0 RBR	38.12	-----
5	Marnee Gauthier	0 PCR	38.56	-----
6	Layne Rogers	0 GOW	38.76	-----

\*\*\*\*\*  
 \* Event 68 BOYS 13-14 BUTTERFLY \*  
 \* (Time standards) \*  
 \*\*\*\*\*

HEAT 1

L	NAME	AGE TEAM	SEEDED TIME	FINAL TIME
1	Keith Hamilton	0 HL	41.89	-----
2	Darryl Pauls	0 SCR	41.11	-----
3	John Dunlap	0 RBR	41.02	-----
4	Michael Mahoney	0 DTR	41.04	-----
5	Michael Binger	0 SMC	41.81	-----
6	T.R. Yoder	0 FW	42.43	-----

HEAT 2

L	NAME	AGE TEAM	SEEDED TIME	FINAL TIME
1	Billy Horn	0 DN	40.42	-----
2	Geoff McDowell	0 DEV	39.73	-----
3	Robert Hannah	0 SCR	37.75	-----
4	Tracey Watson	0 GOW	38.74	-----
5	Warren McSweeney	0 CB	40.28	-----
6	Mark Varadi	0 EDF	40.91	-----

HEAT 3

L	NAME	AGE TEAM	SEEDED TIME	FINAL TIME
1	Matt Hayes	0 WCR	36.74	-----
2	Chris Robinson	0 GCC	36.38	-----
3	Toby LaCoste	0 GCC	36.07	-----
4	Clay Millener	0 HT	36.31	-----
5	Chris Schwab	0 SMC	36.72	-----
6	Keith Stewart	0 FW	37.24	-----

HEAT 4

L	NAME	AGE TEAM	SEEDED TIME	FINAL TIME
1	Jeff Howle	0 FOX	35.95	-----
2	David Smith	0 SCR	35.60	-----
3	Patrick McCarter	0 SCR	34.32	-----
4	David Sink	0 EDF	35.47	-----
5	Price Atkinson	0 SMC	35.70	-----
6	Lee Cline	0 GOW	36.07	-----

\*\*\*\*\*  
 \* Event 69 GIRLS 15-18 BUTTERFLY \*  
 \* (Time standards) \*  
 \*\*\*\*\*

HEAT 1

L	NAME	AGE TEAM	SEEDED TIME	FINAL TIME
1	Cindy Sawyer	0 DTR	42.30	-----
2	Demie Paouris	0 WHG	41.31	-----
3	Carroll Roe	0 GCC	40.81	-----
4	Gracen Glenn	0 GCC	41.10	-----
5	Amy Simonson	0 KWG	41.32	-----
6	Meg Conger	0 PMP	42.39	-----

HEAT 2

L	NAME	AGE TEAM	SEEDED TIME	FINAL TIME
1	Tara Anderson	0 RBR	39.20	-----
2	Elizabeth Slaughter	0 FW	39.02	-----
3	Marina Ferlauto	0 GOW	38.70	-----
4	Kelli Ryan	0 GCC	38.72	-----
5	Eleanor Maxwell	0 GOW	39.07	-----
6	Mary Beth Linder	0 RBR	40.38	-----

HEAT 3

L	NAME	AGE TEAM	SEEDED TIME	FINAL TIME
1	Erin Powell	0 GCC	38.41	-----
2	Patti Gilman	0 SCR	38.21	-----
3	Anna Thomas	0 DEV	37.49	-----
4	Kristie Woods	0 BFN	37.56	-----
5	Caroline King	0 KWG	38.36	-----
6	Katie Mason	0 DN	38.60	-----

HEAT 4

L	NAME	AGE TEAM	SEEDED TIME	FINAL TIME
1	Jennifer Ellis	0 KWG	36.99	-----
2	Leigh Gauthier	0 PCR	36.70	-----
3	Mary Frances McHugh	0 PMP	36.18	-----
4	Nancy Millener	0 HT	36.45	-----
5	Amanda Friddle	0 GOW	36.84	-----
6	Mary Brockman Pressley	0 BFN	37.03	-----

\*\*\*\*\*  
 \* Event 70 BOYS 15-18 BUTTERFLY \*  
 \* (Time standards) \*  
 \*\*\*\*\*

HEAT 1

L	NAME	AGE TEAM	SEEDED TIME	FINAL TIME
1	Joey Jeffcoat	0 KPT	36.78	-----
2	Reece Head	0 PMC	35.69	-----
3	Ryan Brissey	0 SHC	34.57	-----
4	Brett Sponseller	0 PBC	35.59	-----
5	Jason Anderson	0 DN	36.63	-----
6	Tommy Dunovan	0 DEV	37.60	-----

HEAT 2

L	NAME	AGE TEAM	SEEDED TIME	FINAL TIME
1	Kevin Ortiz	0 DN	34.22	-----
2	Matt Cox	0 PMC	33.74	-----
3	Jerimey Apel	0 BFN	33.41	-----
4	Joseph Hall	0 GOW	33.44	-----
5	Stan Walsh	0 GOW	33.97	-----
6	Robby Sink	0 EDF	34.23	-----

HEAT 3

L	NAME	AGE TEAM	SEEDED TIME	FINAL TIME
1	Chris Hall	0 RBR	33.28	-----
2	Trey Williamson	0 PCR	33.10	-----
3	Tommy Siachos	0 BW	32.54	-----
4	Kent Picklesimer	0 PMP	33.06	-----
5	Jason Sigmon	0 SLF	33.11	-----
6	Justin Eaddy	0 WHG	33.37	-----

HEAT 4

L	NAME	AGE TEAM	SEEDED TIME	FINAL TIME
1	Sam White	0 GOW	32.41	-----
2	Kevin Moore	0 PCR	31.97	-----
3	Joey Davis	0 EDF	31.72	-----
4	Nathan Wood	0 FOX	31.84	-----
5	Wells Black	0 FOX	32.10	-----
6	Chris Taylor	0 EDF	32.53	-----

# Classics

\*\*\*\*\*  
 \* Event 111 GIRLS 8 & U SHORT FREE \*  
 \* (Time standards) \*

HEAT 1

L	NAME	AGE TEAM	SEEDED TIME	FINAL TIME
1	Elizabeth Stevenson	0 KWG	20.02	-----
2	Ashley Kay	0 BH	19.57	-----
3	Lindsay Taylor	0 BW	19.48	-----
4	Tanya Jankowsky	0 HL	19.49	-----
5	Erin Tully	0 HT	19.59	-----
6	Sarah Isenbarger	0 DEV	20.49	-----

HEAT 2

L	NAME	AGE TEAM	SEEDED TIME	FINAL TIME
1	Lindsey Grant	0 WCR	19.16	-----
2	Jennifer Sloan	0 SCR	19.00	-----
3	Ashley Ah Ching	0 BH	17.20	-----
4	Lauren Nichols	0 PDH	17.48	-----
5	Tess Ah Ching	0 BH	19.06	-----
6	Tiffany Davis	0 PBC	19.40	-----

\*\*\*\*\*  
 \* Event 112 BOYS 8 & U SHORT FREE \*  
 \* (Time standards) \*

HEAT 1

L	NAME	AGE TEAM	SEEDED TIME	FINAL TIME
1	Danny Marshall	0 EDF	20.15	-----
2	Tripp Rhoads	0 BH	19.62	-----
3	Jon Clark	0 BW	18.99	-----
4	Daniel Brunson	0 PMC	19.21	-----
5	Jason Gillespie	0 WHG	19.93	-----
6	Dustin Thompson	0 RBR	20.25	-----

HEAT 2

L	NAME	AGE TEAM	SEEDED TIME	FINAL TIME
1	Bradley Vaughn	0 GOW	18.82	-----
2	Doug Arendell	0 FOX	18.54	-----
3	Michael Cox	0 PMC	17.56	-----
4	Will Morrow	0 GCC	18.25	-----
5	Nicholas Vernevil	0 SCR	18.75	-----
6	Michael Beam	0 FOX	18.89	-----

\*\*\*\*\*  
 \* Event 113 GIRLS 9-10 SHORT FREE \*  
 \* (Time standards) \*

HEAT 1

L	NAME	AGE TEAM	SEEDED TIME	FINAL TIME
1	Ashley Davies	0 FOX	16.90	-----
2	Shannon Tully	0 HT	16.84	-----
3	Laura Henry	0 GOW	16.68	-----
4	Becky Bartlett	0 HL	16.77	-----
5	Lynn Rogers	0 SCR	16.88	-----
6	Beth Forkins	0 PDH	16.91	-----

HEAT 2

L	NAME	AGE TEAM	SEEDED TIME	FINAL TIME
1	Marian Lucius	0 GOW	16.39	-----
2	Jenny Reaser	0 SCR	16.02	-----
3	Tracy Bellino	0 SCR	15.50	-----
4	Deanna Armstrong	0 GOW	15.80	-----
5	Dorsey Wyatt	0 GOW	16.34	-----
6	Lori Sloan	0 SCR	16.46	-----

\*\*\*\*\*  
 \* Event 114 BOYS 9-10 SHORT FREE \*  
 \* (Time standards) \*

HEAT 1

L	NAME	AGE TEAM	SEEDED TIME	FINAL TIME
1	Barry Williams	0 SCR	16.79	-----
2	Jay Stephens	0 GCC	16.71	-----
3	Ben Davis	0 EDF	16.58	-----
4	Paul McHugh	0 GCC	16.70	-----
5	Brian Holly	0 FOX	16.74	-----
6	Nathan Davis	0 PBC	16.96	-----

HEAT 2

L	NAME	AGE TEAM	SEEDED TIME	FINAL TIME
1	Jason Christopher	0 FW	16.31	-----
2	Patrick Craig	0 GOW	15.95	-----
3	Brad Drury	0 SCR	15.35	-----
4	David Yoder	0 FW	15.70	-----
5	Adam Estrada	0 MCH	16.20	-----
6	Will Bouton	0 GCC	16.58	-----

\*\*\*\*\*  
 \* Event 115 GIRLS 11-12 SHORT FREE \*  
 \* (Time standards) \*

HEAT 1

L	NAME	AGE TEAM	SEEDED TIME	FINAL TIME
1	Lesley Bentzel	0 FOX	34.82	-----
2	Ruth Ann Conoley	0 PBC	34.17	-----
3	Natalie Speakman	0 DEV	33.81	-----
4	Christy Altman	0 BW	33.84	-----
5	Angela Horton	0 SLF	34.29	-----
6	Kate Bray	0 GOW	34.91	-----

HEAT 2

L	NAME	AGE TEAM	SEEDED TIME	FINAL TIME
1	Sherry Rhodes	0 DEV	33.67	-----
2	Valerie Williams	0 FOX	32.94	-----
3	Amy Suppinger	0 HL	31.89	-----
4	Shelley Bowers	0 DTR	32.33	-----
5	Rosalyn Harvey	0 PMP	33.34	-----
6	Kimberly Zitzke	0 HT	33.80	-----

\*\*\*\*\*  
 \* Event 116 BOYS 11-12 SHORT FREE \*  
 \* (Time standards) \*

HEAT 1

L	NAME	AGE TEAM	SEEDED TIME	FINAL TIME
1	Ross Eldridge	0 GCC	33.56	-----
2	Matt Schneider	0 SLF	32.95	-----
3	Tee Player	0 GCC	32.84	-----
4	Brody Glenn	0 GOW	32.91	-----
5	Stephen Clark	0 BW	33.52	-----
6	Phillip Barron	0 HL	33.56	-----

HEAT 2

L	NAME	AGE TEAM	SEEDED TIME	FINAL TIME
1	Jason Poland	0 PBC	32.62	-----
2	Sandy Boyd	0 GOW	32.26	-----
3	Brian Shelley	0 GCC	31.84	-----
4	Eric Caldwell	0 SCR	32.22	-----
5	Chris Sigmon	0 SLF	32.34	-----
6	Emory Hamilton	0 SMC	32.76	-----

\*\*\*\*\*  
 \* Event 117 GIRLS 13-14 SHORT FREE \*  
 \* (Time standards) \*

HEAT 1

L	NAME	AGE TEAM	SEEDED TIME	FINAL TIME
1	Gretchen Anderson	0 WCR	33.02	-----
2	Leslie Maxwell	0 GOW	32.77	-----
3	Emily Gerard	0 GCC	32.63	-----
4	Meredith Lucius	0 GOW	32.77	-----
5	Missy Reaser	0 SCR	32.91	-----
6	Bridgett Burns	0 SCR	33.17	-----

HEAT 2

L	NAME	AGE TEAM	SEEDED TIME	FINAL TIME
1	Whitney Wyatt	0 GOW	32.27	-----
2	Heather Mazzie	0 FW	31.10	-----
3	Michelle Duvall	0 PBC	30.37	-----
4	Laura King	0 GCC	30.98	-----
5	Gretchen Welborn	0 KWG	32.17	-----
6	Teressa Borry	0 RBR	32.41	-----

\*\*\*\*\*  
 \* Event 118 BOYS 13-14 SHORT FREE \*  
 \* (Time standards) \*

HEAT 1

L	NAME	AGE TEAM	SEEDED TIME	FINAL TIME
1	Tripp Edwards	0 EDF	30.00	-----
2	Thomas Clark	0 BW	29.77	-----
3	Allan Billig	0 GOW	29.52	-----
4	Robbie Eskew	0 KWG	29.67	-----
5	Jeff Daugherty	0 HL	29.87	-----
6	Joel Vaughn	0 HT	30.06	-----

HEAT 2

L	NAME	AGE TEAM	SEEDED TIME	FINAL TIME
1	Eric Perkinson	0 SCR	29.18	-----
2	Jeff Johnson	0 DEV	28.45	-----
3	Adam Davis	0 SCR	27.55	-----
4	Tim Hoch	0 EDF	28.10	-----
5	Patrick McCarter	0 SCR	29.06	-----
6	Owen Bouton	0 GCC	29.47	-----



\*\*\*\*\*  
 \* Event 119 GIRLS 15-18 SHORT FREE \*  
 \* (Time standards) \*

HEAT 1

L	NAME	AGE TEAM	SEEDED TIME	FINAL TIME
1	Jennifer Boysen	0 DEV	32.41	-----
2	Nancy Millener	0 HT	32.00	-----
3	Christie Sweeney	0 GOW	31.71	-----
4	Alex Nicholson	0 KWG	31.92	-----
5	Kristie Woods	0 BFN	32.24	-----
6	Mary Frances McHugh	0 PMP	32.43	-----

HEAT 2

L	NAME	AGE TEAM	SEEDED TIME	FINAL TIME
1	Amanda Friddle	0 GOW	31.41	-----
2	Amanda McHugh	0 PMP	31.05	-----
3	Ann Billings	0 DN	29.39	-----
4	Janet Farris	0 GOW	30.51	-----
5	Suzie Rundberg	0 WCR	31.30	-----
6	Suzanne Edwards	0 KWG	31.67	-----

\*\*\*\*\*  
 \* Event 120 BOYS 15-18 SHORT FREE \*  
 \* (Time standards) \*

HEAT 1

L	NAME	AGE TEAM	SEEDED TIME	FINAL TIME
1	Justin Bandholz	0 SCR	27.97	-----
2	Kevin Moore	0 PCR	27.78	-----
3	Joe Ramseur	0 GCC	27.53	-----
4	Mark Ballenger	0 FOX	27.66	-----
5	Chuck Conrad	0 HL	27.91	-----
6	Bruce Rowland	0 DEV	28.23	-----

HEAT 2

L	NAME	AGE TEAM	SEEDED TIME	FINAL TIME
1	Coley Altman	0 BW	27.06	-----
2	Ben Owen	0 BFN	26.80	-----
3	David Caldwell	0 SCR	25.31	-----
4	Phillip McHugh	0 GCC	25.75	-----
5	Allen Davis	0 EDF	26.81	-----
6	Alec Rogers	0 SCR	27.47	-----

\*\*\*\*\*  
 \* Event 121 GIRLS 8 & U INDIVIDUAL MEDLEY \*  
 \* (Time standards) \*

HEAT 1

L	NAME	AGE TEAM	SEEDED TIME	FINAL TIME
1	Kristen Hunt	0 FOX	2:07.46	-----
2	Sarah Sigmon	0 SLF	2:02.89	-----
3	Elizabeth Stevenson	0 KWG	2:00.08	-----
4	Leslie Baronkin	0 KPT	2:02.09	-----
5	Lindsey Grant	0 WCR	2:03.72	-----
6	Amber Gosnell	0 DEV	2:07.75	-----

HEAT 2

L	NAME	AGE TEAM	SEEDED TIME	FINAL TIME
1	Tanya Jankowsky	0 HL	1:57.89	-----
2	Emily Ackley	0 GOW	1:50.70	-----
3	Martha Eckel	0 DTR	1:44.37	-----
4	Carrie Carpenter	0 GCC	1:45.33	-----
5	Lauren Nichols	0 PDH	1:51.75	-----
6	Tiffany Davis	0 PBC	1:59.81	-----

\*\*\*\*\*  
 \* Event 122 BOYS 8 & U INDIVIDUAL MEDLEY \*  
 \* (Time standards) \*

HEAT 1

L	NAME	AGE TEAM	SEEDED TIME	FINAL TIME
1	Herrick Cantrell	0 FW	2:03.64	-----
2	Kevin Reichert	0 PMC	1:58.26	-----
3	Adam Shuford	0 GCC	1:56.39	-----
4	Nicholas Vernevil	0 SCR	1:57.76	-----
5	Jason Craft	0 WHG	2:01.99	-----
6	Joey Patrick	0 BW	2:04.58	-----

HEAT 2

L	NAME	AGE TEAM	SEEDED TIME	FINAL TIME
1	Jay Stephenson	0 FW	1:53.49	-----
2	Michael Cox	0 PMC	1:46.54	-----
3	Rob Smith	0 GOW	1:39.48	-----
4	Bryan Rose	0 HT	1:42.38	-----
5	T.J. Anderson	0 RBR	1:49.66	-----
6	Ronnie Webb	0 SLF	1:54.91	-----

\*\*\*\*\*  
 \* Event 123 GIRLS 9-10 INDIVIDUAL MEDLEY \*  
 \* (Time standards) \*

HEAT 1

L	NAME	AGE TEAM	SEEDED TIME	FINAL TIME
1	Natalie Hamrick	0 GCC	1:42.07	-----
2	Marian Lucius	0 GOW	1:41.11	-----
3	Lynn Rogers	0 SCR	1:38.26	-----
4	Ashley Davies	0 FOX	1:40.88	-----
5	Katie Handel	0 DTR	1:41.89	-----
6	Stephanie Epps	0 FW	1:44.23	-----

HEAT 2

L	NAME	AGE TEAM	SEEDED TIME	FINAL TIME
1	Christina Rhodes	0 DEV	1:35.89	-----
2	Elizabeth McCuen	0 GOW	1:33.13	-----
3	Leslie Adams	0 SMC	1:31.17	-----
4	Deanna Armstrong	0 GOW	1:32.88	-----
5	Elizabeth Kay	0 PMC	1:35.35	-----
6	Kendra Manning	0 HT	1:38.16	-----

\*\*\*\*\*  
 \* Event 124 BOYS 9-10 INDIVIDUAL MEDLEY \*  
 \* (Time standards) \*

HEAT 1

L	NAME	AGE TEAM	SEEDED TIME	FINAL TIME
1	Bryan Howard	0 PMP	1:41.70	-----
2	Charley Patrick	0 BW	1:40.40	-----
3	Adam Estrada	0 MCH	1:39.45	-----
4	David Harris	0 PBC	1:39.75	-----
5	Jeffrey Glass	0 DEV	1:40.41	-----
6	Thad Fricke	0 HL	1:43.04	-----

HEAT 2

L	NAME	AGE TEAM	SEEDED TIME	FINAL TIME
1	David Roe	0 GCC	1:38.66	-----
2	Stephen Martin	0 GCC	1:38.16	-----
3	Kevin Lupo	0 GOW	1:23.90	-----
4	David Yoder	0 FW	1:31.17	-----
5	Phillip Cox	0 HL	1:38.62	-----
6	Joe Weaver	0 SCR	1:39.15	-----

\*\*\*\*\*  
 \* Event 125 GIRLS 11-12 INDIVIDUAL MEDLEY \*  
 \* (Time standards) \*

HEAT 1

L	NAME	AGE TEAM	SEEDED TIME	FINAL TIME
1	Lesley Bentzel	0 FOX	1:30.98	-----
2	Jennifer Kahn	0 DEV	1:30.19	-----
3	Monica Bandholz	0 SCR	1:27.31	-----
4	Bettina McEntyre	0 SCR	1:28.33	-----
5	Angela Horton	0 SLF	1:30.68	-----
6	Sarah Temple	0 FW	1:31.21	-----

HEAT 2

L	NAME	AGE TEAM	SEEDED TIME	FINAL TIME
1	Shelley Bowers	0 DTR	1:26.69	-----
2	Victoria Ewing	0 GOW	1:23.65	-----
3	Karen Cain	0 PCR	1:18.63	-----
4	Merritt Adams	0 SMC	1:22.84	-----
5	Kirsten Bender	0 PCR	1:23.83	-----
6	Christy Altman	0 BW	1:26.96	-----

\*\*\*\*\*  
 \* Event 126 BOYS 11-12 INDIVIDUAL MEDLEY \*  
 \* (Time standards) \*

HEAT 1

L	NAME	AGE TEAM	SEEDED TIME	FINAL TIME
1	Brian Grooms	0 HL	1:28.74	-----
2	Clark Ligon	0 DTR	1:27.88	-----
3	Charlie Sharpe	0 GOW	1:24.77	-----
4	Hayes Walsh	0 GOW	1:24.79	-----
5	Brian Shelley	0 GCC	1:28.53	-----
6	Rob Bouton	0 GCC	1:29.39	-----

HEAT 2

L	NAME	AGE TEAM	SEEDED TIME	FINAL TIME
1	Andres Pittinos	0 GOW	1:24.56	-----
2	Jess Timmerman	0 GOW	1:23.19	-----
3	Preston Armstrong	0 GOW	1:18.61	-----
4	Eric Jackson	0 FW	1:21.91	-----
5	Eric Caldwell	0 SCR	1:23.45	-----
6	Geoff Bentzel	0 FOX	1:24.60	-----

\*\*\*\*\*  
 \* Event 127 GIRLS 13-14 INDIVIDUAL MEDLEY \*  
 \* (Time standards) \*  
 \*\*\*\*\*

HEAT 1

L	NAME	AGE TEAM	SEEDED TIME	FINAL TIME
1	Fran Eskew	0 PMP	1:24.54	-----
2	Emily Gerard	0 GCC	1:23.50	-----
3	Bridgett Burns	0 SCR	1:23.16	-----
4	Allison Raines	0 EDF	1:23.44	-----
5	Catherine Black	0 FOX	1:23.63	-----
6	Braeton Dillon	0 FOX	1:24.69	-----

HEAT 2

L	NAME	AGE TEAM	SEEDED TIME	FINAL TIME
1	Amy Snellings	0 RBR	1:20.66	-----
2	Amy Pendino	0 PCR	1:19.06	-----
3	Kristen Smetana	0 GOW	1:15.32	-----
4	Brooke Deretchin	0 PMP	1:18.15	-----
5	Anna Moca	0 GOW	1:20.31	-----
6	Jenny Cantrell	0 FW	1:21.64	-----

\*\*\*\*\*  
 \* Event 128 BOYS 13-14 INDIVIDUAL MEDLEY \*  
 \* (Time standards) \*  
 \*\*\*\*\*

HEAT 1

L	NAME	AGE TEAM	SEEDED TIME	FINAL TIME
1	Brent Chastain	0 GOW	1:18.53	-----
2	Jeff Daugherty	0 HL	1:18.02	-----
3	John Reid	0 BW	1:17.09	-----
4	Lee Cline	0 GOW	1:17.70	-----
5	Patrick McCarter	0 SCR	1:18.43	-----
6	David Smith	0 SCR	1:18.95	-----

HEAT 2

L	NAME	AGE TEAM	SEEDED TIME	FINAL TIME
1	Chris Lupo	0 GOW	1:14.25	-----
2	Mark Casey	0 PMC	1:11.76	-----
3	David Ramseur	0 GCC	1:07.99	-----
4	Bates Aiken	0 PBC	1:08.52	-----
5	Ryan Holmes	0 PBC	1:12.14	-----
6	Tripp Edwards	0 EDF	1:15.52	-----

\*\*\*\*\*  
 \* Event 129 GIRLS 15-18 INDIVIDUAL MEDLEY \*  
 \* (Time standards) \*  
 \*\*\*\*\*

HEAT 1

L	NAME	AGE TEAM	SEEDED TIME	FINAL TIME
1	Cindie Burnette	0 PMP	1:25.86	-----
2	Martine Rawlings	0 SCR	1:22.31	-----
3	Amy Gates	0 SMC	1:20.04	-----
4	Patti Gilman	0 SCR	1:22.16	-----
5	Jennifer Ellis	0 KWG	1:23.06	-----
6	Erin Powell	0 GCC	1:25.94	-----

HEAT 2

L	NAME	AGE TEAM	SEEDED TIME	FINAL TIME
1	Sally Crider	0 SMC	1:17.94	-----
2	Ashley Sudduth	0 PMP	1:15.02	-----
3	Ann Billings	0 DN	1:12.65	-----
4	Amy Goetz	0 DEV	1:15.00	-----
5	Leigh Jones	0 HT	1:16.95	-----
6	Lizzie Burnett	0 PBC	1:19.34	-----

\*\*\*\*\*  
 \* Event 130 BOYS 15-18 INDIVIDUAL MEDLEY \*  
 \* (Time standards) \*  
 \*\*\*\*\*

HEAT 1

L	NAME	AGE TEAM	SEEDED TIME	FINAL TIME
1	Jimmy Roof	0 WHG	1:12.39	-----
2	Matt Good	0 DTR	1:11.18	-----
3	Coley Altman	0 BW	1:10.35	-----
4	Michael Waldrop	0 GOW	1:11.05	-----
5	Luke Yoder	0 FW	1:12.19	-----
6	Robert Williams	0 PCR	1:12.66	-----

HEAT 2

L	NAME	AGE TEAM	SEEDED TIME	FINAL TIME
1	Jeff Wilhite	0 BW	1:08.89	-----
2	David Caldwell	0 SCR	1:07.04	-----
3	Henry Farris	0 GOW	1:00.51	-----
4	Chris Edwards	0 GCC	1:05.03	-----
5	Merc Pittinos	0 GOW	1:07.11	-----
6	Allen Davis	0 EDF	1:09.32	-----

\*\*\*\*\*  
 \* Event 131 GIRLS 8 & U BREASTSTROKE \*  
 \* (Time standards) \*  
 \*\*\*\*\*

HEAT 1

L	NAME	AGE TEAM	SEEDED TIME	FINAL TIME
1	Amy Huellmantel	0 DEV	26.47	-----
2	Allison Pleckaitis	0 SCR	26.32	-----
3	Shelby Pool	0 GCC	25.85	-----
4	Lindsey Schlemm	0 SCR	25.91	-----
5	Paige Smith	0 HL	26.39	-----
6	Amber Gosnell	0 DEV	26.62	-----

HEAT 2

L	NAME	AGE TEAM	SEEDED TIME	FINAL TIME
1	Kelly Ortmeier	0 KPT	25.19	-----
2	Emily Ackley	0 GOW	23.65	-----
3	Carrie Carpenter	0 GCC	23.21	-----
4	Ashley Ah Ching	0 BH	23.36	-----
5	Lauren Bissey	0 KPT	25.18	-----
6	Kristen Hunt	0 FOX	25.38	-----

\*\*\*\*\*  
 \* Event 132 BOYS 8 & U BREASTSTROKE \*  
 \* (Time standards) \*  
 \*\*\*\*\*

HEAT 1

L	NAME	AGE TEAM	SEEDED TIME	FINAL TIME
1	Will Morrow	0 GCC	25.69	-----
2	Joey Patrick	0 BW	24.59	-----
3	Timmy Moxie	0 DEV	24.35	-----
4	Nicholas Vernevil	0 SCR	24.40	-----
5	David Preston	0 PMC	25.40	-----
6	Chip Blackwelder	0 KWG	26.55	-----

HEAT 2

L	NAME	AGE TEAM	SEEDED TIME	FINAL TIME
1	Jay Stephenson	0 FW	24.14	-----
2	Daniel Brunson	0 PMC	24.02	-----
3	McSwain Bell	0 KPT	23.84	-----
4	T.J. Anderson	0 RBR	23.87	-----
5	Kevin Reichert	0 PMC	24.06	-----
6	Doug Crowley	0 FOX	24.21	-----

\*\*\*\*\*  
 \* Event 133 GIRLS 9-10 BREASTSTROKE \*  
 \* (Time standards) \*  
 \*\*\*\*\*

HEAT 1

L	NAME	AGE TEAM	SEEDED TIME	FINAL TIME
1	Dorsey Wyatt	0 GOW	22.57	-----
2	Laurel Owens	0 PCR	22.37	-----
3	Monica Holmes	0 PHP	22.13	-----
4	Ann Carter	0 SCR	22.25	-----
5	Laura Moxie	0 DEV	22.57	-----
6	Becky Bartlett	0 HL	22.61	-----

HEAT 2

L	NAME	AGE TEAM	SEEDED TIME	FINAL TIME
1	Jenny Reaser	0 SCR	22.02	-----
2	Page Greaves	0 GCC	21.78	-----
3	Jessica Stephenson	0 FW	20.94	-----
4	Liz Johnson	0 SCR	21.77	-----
5	Lynn Rogers	0 SCR	21.79	-----
6	Kenna Kelly	0 GOW	22.13	-----

\*\*\*\*\*  
 \* Event 134 BOYS 9-10 BREASTSTROKE \*  
 \* (Time standards) \*  
 \*\*\*\*\*

HEAT 1

L	NAME	AGE TEAM	SEEDED TIME	FINAL TIME
1	Keith Cevasco	0 PDH	23.13	-----
2	Thad Fricke	0 HL	22.63	-----
3	Greg Vagen	0 WCR	22.38	-----
4	Rusty Hamrick	0 GCC	22.39	-----
5	John Pregelman	0 DEV	22.76	-----
6	Michael Foster	0 KPT	23.16	-----

HEAT 2

L	NAME	AGE TEAM	SEEDED TIME	FINAL TIME
1	Ben Davis	0 EDF	22.23	-----
2	Mike Cownie	0 PMC	21.68	-----
3	Kevin Lupo	0 GOW	20.22	-----
4	Philip Schmidt	0 FW	20.33	-----
5	Scott Sopko	0 HT	22.18	-----
6	Trask Rogers	0 GOW	22.31	-----

\*\*\*\*\*  
 \* Event 135 GIRLS 11-12 BREASTSTROKE \*  
 \* (Time standards) \*  
 \*\*\*\*\*

HEAT 1

L	NAME	AGE TEAM	SEEDED TIME	FINAL TIME
1	Emily Metherell	0 PMP	44.90	-----
2	Teresa Goodlett	0 PMC	44.35	-----
3	Jenny Long	0 BW	44.15	-----
4	Katie Culler	0 HT	44.32	-----
5	Katy Preston	0 PMC	44.85	-----
6	Beth Hibbard	0 WCR	45.85	-----

HEAT 2

L	NAME	AGE TEAM	SEEDED TIME	FINAL TIME
1	Michelle Everette	0 HT	43.18	-----
2	Kirsten Bender	0 PCR	42.65	-----
3	Amy Suppinger	0 HL	42.12	-----
4	Lesley Bentzel	0 FOX	42.25	-----
5	Miyuki Fox	0 PMP	43.10	-----
6	Victoria Ewing	0 GOW	43.30	-----

\*\*\*\*\*  
 \* Event 136 BOYS 11-12 BREASTSTROKE \*  
 \* (Time standards) \*  
 \*\*\*\*\*

HEAT 1

L	NAME	AGE TEAM	SEEDED TIME	FINAL TIME
1	Jess Timmerman	0 GOW	44.36	-----
2	Corey Holt	0 PDH	43.83	-----
3	Hayes Walsh	0 GOW	42.59	-----
4	Will Holt	0 GCC	43.49	-----
5	Jeremy Vaughan	0 HT	44.13	-----
6	Ryan Williamson	0 DEV	44.75	-----

HEAT 2

L	NAME	AGE TEAM	SEEDED TIME	FINAL TIME
1	Eric Jackson	0 FW	41.77	-----
2	Ben Weaver	0 SCR	40.98	-----
3	Phillip Barron	0 HL	39.67	-----
4	Charlie Sharpe	0 GOW	40.49	-----
5	Chris Sigmon	0 SLF	41.67	-----
6	Geoff Bentzel	0 FOX	42.28	-----

\*\*\*\*\*  
 \* Event 137 GIRLS 13-14 BREASTSTROKE \*  
 \* (Time standards) \*  
 \*\*\*\*\*

HEAT 1

L	NAME	AGE TEAM	SEEDED TIME	FINAL TIME
1	Allison Raines	0 EDF	42.46	-----
2	Catherine Black	0 FOX	42.41	-----
3	Laura Brashear	0 KWG	42.34	-----
4	Katie Lynn	0 BH	42.36	-----
5	Fran Eskew	0 PMP	42.45	-----
6	Marnee Gauthier	0 PCR	42.82	-----

HEAT 2

L	NAME	AGE TEAM	SEEDED TIME	FINAL TIME
1	Nicole Swalm	0 GCC	41.75	-----
2	Catherine Bunch	0 KPT	40.66	-----
3	Stacey Bullock	0 GOW	39.19	-----
4	Brooke Deretchin	0 PMP	40.24	-----
5	Bridgett Burns	0 SCR	41.63	-----
6	Whitney Wyatt	0 GOW	41.88	-----

\*\*\*\*\*  
 \* Event 138 BOYS 13-14 BREASTSTROKE \*  
 \* (Time standards) \*  
 \*\*\*\*\*

HEAT 1

L	NAME	AGE TEAM	SEEDED TIME	FINAL TIME
1	Jeff Howle	0 FOX	40.81	-----
2	Jamie Rhyne	0 CB	39.88	-----
3	Jonathan Rowell	0 GCC	38.63	-----
4	Brent Chastain	0 GOW	39.86	-----
5	Lee Cline	0 GOW	40.31	-----
6	Matt Hayes	0 WCR	41.16	-----

HEAT 2

L	NAME	AGE TEAM	SEEDED TIME	FINAL TIME
1	Eric Perkinson	0 SCR	38.12	-----
2	Sam Fisher	0 GOW	37.90	-----
3	Tim Hoch	0 EDF	37.28	-----
4	Owen Bouton	0 GCC	37.66	-----
5	Mark Casey	0 PMC	37.96	-----
6	Jeff Johnson	0 DEV	38.33	-----

\*\*\*\*\*  
 \* Event 139 GIRLS 15-18 BREASTSTROKE \*  
 \* (Time standards) \*

HEAT 1  
 -----

L	NAME	AGE TEAM	SEEDED TIME	FINAL TIME
1	Chris Cattaruzza	0 HT	44.54	-----
2	Kelli Ryan	0 GCC	43.27	-----
3	Tanya Jackson	0 PMC	41.96	-----
4	Ann Marie Sanders	0 FOX	43.10	-----
5	Anne Douglas	0 GOW	44.02	-----
6	Jenni Wells	0 SCR	44.62	-----

HEAT 2  
 -----

L	NAME	AGE TEAM	SEEDED TIME	FINAL TIME
1	Suzanne Edwards	0 KWG	41.61	-----
2	Amy Gates	0 SMC	40.63	-----
3	Amy Goetz	0 DEV	37.69	-----
4	Ashley Sudduth	0 PMP	39.53	-----
5	Mary Beth Linder	0 RBR	41.18	-----
6	Tara Anderson	0 RBR	41.91	-----

\*\*\*\*\*  
 \* Event 140 BOYS 15-18 BREASTSTROKE \*  
 \* (Time standards) \*

HEAT 1  
 -----

L	NAME	AGE TEAM	SEEDED TIME	FINAL TIME
1	Chris Dufala	0 EDF	37.15	-----
2	Dana Edwards	0 DEV	36.47	-----
3	Joe Ramseur	0 GCC	35.87	-----
4	Sam White	0 GOW	35.99	-----
5	Kevin Ortiz	0 DN	37.12	-----
6	Wells Black	0 FOX	37.31	-----

HEAT 2  
 -----

L	NAME	AGE TEAM	SEEDED TIME	FINAL TIME
1	Steve Harrison	0 DEV	35.15	-----
2	Jimmy Roof	0 WHG	35.03	-----
3	Henry Farris	0 GOW	32.40	-----
4	Jeff Wilhite	0 BW	34.09	-----
5	Matt Good	0 DTR	35.04	-----
6	Robby Sink	0 EDF	35.46	-----

\*\*\*\*\*  
 \* Event 141 GIRLS 8 & U LONG FREE \*  
 \* (Time standards) \*

HEAT 1  
 -----

L	NAME	AGE TEAM	SEEDED TIME	FINAL TIME
1	Lauren Martin	0 GCC	49.74	-----
2	Amy Huellmantel	0 DEV	48.63	-----
3	Tiffany Davis	0 PBC	48.10	-----
4	Julie Cownie	0 PMC	48.42	-----
5	Jodi Rosenfeld	0 BW	48.78	-----
6	Lindsay Ann Pfeiffer	0 PBC	50.56	-----

HEAT 2  
 -----

L	NAME	AGE TEAM	SEEDED TIME	FINAL TIME
1	Leslie Baronkin	0 KPT	45.23	-----
2	Kate Cooper	0 WCR	44.08	-----
3	Lauren Nichols	0 PDH	41.49	-----
4	Tess Ah Ching	0 BH	43.37	-----
5	Jennifer Sloan	0 SCR	45.08	-----
6	Erin Tully	0 HT	46.53	-----

\*\*\*\*\*  
 \* Event 142 BOYS 8 & U LONG FREE \*  
 \* (Time standards) \*

HEAT 1  
 -----

L	NAME	AGE TEAM	SEEDED TIME	FINAL TIME
1	Doug Crowley	0 FOX	46.48	-----
2	Jason Craft	0 WHG	45.34	-----
3	Bryan Pettet	0 SCR	43.81	-----
4	Michael Beam	0 FOX	44.49	-----
5	Tripp Rhoads	0 BH	45.88	-----
6	McSwain Bell	0 KPT	46.58	-----

HEAT 2  
 -----

L	NAME	AGE TEAM	SEEDED TIME	FINAL TIME
1	Doug Arendell	0 FOX	43.22	-----
2	Scott Freeman	0 GCC	42.57	-----
3	Rob Smith	0 GOW	37.35	-----
4	Brian Bridges	0 WCR	41.00	-----
5	Daniel Brunson	0 PMC	42.92	-----
6	Ronnie Webb	0 SLF	43.39	-----

\*\*\*\*\*  
 \* Event 143 GIRLS 9-10 LONG FREE \*  
 \* (Time standards) \*

HEAT 1  
 -----

L	NAME	AGE TEAM	SEEDED TIME	FINAL TIME
1	Liz Johnson	0 SCR	39.01	-----
2	Emily Conners	0 BFN	38.72	-----
3	Elizabeth Kay	0 PMC	38.46	-----
4	Jenny Reaser	0 SCR	38.68	-----
5	Page Greaves	0 GCC	38.92	-----
6	Beth Forkins	0 PDH	39.03	-----

HEAT 2  
 -----

L	NAME	AGE TEAM	SEEDED TIME	FINAL TIME
1	Kendra Manning	0 HT	38.22	-----
2	Marian Lucius	0 GOW	37.78	-----
3	Deanna Armstrong	0 GOW	35.84	-----
4	Tracy Bellino	0 SCR	35.91	-----
5	Julia Jaskwhich	0 DTR	38.11	-----
6	Lori Sloan	0 SCR	38.38	-----

\*\*\*\*\*  
 \* Event 144 BOYS 9-10 LONG FREE \*  
 \* (Time standards) \*

HEAT 1  
 -----

L	NAME	AGE TEAM	SEEDED TIME	FINAL TIME
1	Adam Estrada	0 MCH	38.34	-----
2	Charley Patrick	0 BW	37.90	-----
3	John Price	0 HT	37.76	-----
4	Brandon Norris	0 SMC	37.84	-----
5	Paul McHugh	0 GCC	38.06	-----
6	Jeffrey Glass	0 DEV	38.34	-----

HEAT 2  
 -----

L	NAME	AGE TEAM	SEEDED TIME	FINAL TIME
1	David Roe	0 GCC	37.15	-----
2	David Yoder	0 FW	35.48	-----
3	Kevin Lupo	0 GOW	32.46	-----
4	Brad Drury	0 SCR	34.03	-----
5	Will Bouton	0 GCC	36.95	-----
6	Jason Christopher	0 FW	37.56	-----

\*\*\*\*\*  
 \* Event 145 GIRLS 11-12 LONG FREE \*  
 \* (Time standards) \*

HEAT 1  
 -----

L	NAME	AGE TEAM	SEEDED TIME	FINAL TIME
1	Lauren Sloan	0 GCC	1:20.13	-----
2	Sherry Rhodes	0 DEV	1:16.86	-----
3	Rosalyn Harvey	0 PMP	1:15.01	-----
4	Natalie Speakman	0 DEV	1:16.82	-----
5	Ruth Ann Conoley	0 PBC	1:19.29	-----
6	Beth Hibbard	0 WCR	1:20.76	-----

HEAT 2  
 -----

L	NAME	AGE TEAM	SEEDED TIME	FINAL TIME
1	Bettina McEntyre	0 SCR	1:14.13	-----
2	Monica Bandholz	0 SCR	1:13.69	-----
3	Karen Cain	0 PCR	1:08.60	-----
4	Victoria Ewing	0 GOW	1:12.95	-----
5	Shelley Bowers	0 DTR	1:14.09	-----
6	Valerie Williams	0 FOX	1:14.89	-----

\*\*\*\*\*  
 \* Event 146 BOYS 11-12 LONG FREE \*  
 \* (Time standards) \*

HEAT 1  
 -----

L	NAME	AGE TEAM	SEEDED TIME	FINAL TIME
1	Phillip Barron	0 HL	1:18.17	-----
2	Jason Poland	0 PBC	1:16.91	-----
3	Xavier Vargas	0 SCR	1:16.68	-----
4	Stephen Clark	0 BW	1:16.89	-----
5	Ross Eldridge	0 GCC	1:17.86	-----
6	Alex Roy	0 GCC	1:18.21	-----

HEAT 2  
 -----

L	NAME	AGE TEAM	SEEDED TIME	FINAL TIME
1	Emory Hamilton	0 SMC	1:14.00	-----
2	Sandy Boyd	0 GOW	1:12.05	-----
3	Richard Webb	0 SLF	1:05.01	-----
4	Preston Armstrong	0 GOW	1:07.70	-----
5	Tee Player	0 GCC	1:13.99	-----
6	Mac Wilson	0 GOW	1:16.57	-----

\*\*\*\*\*  
 \* Event 147 GIRLS 13-14 LONG FREE \*  
 \* (Time standards) \*  
 \*\*\*\*\*

HEAT 1

L	NAME	AGE TEAM	SEEDED TIME	FINAL TIME
1	Whitney Wyatt	0 GOW	1:14.19	-----
2	Heather Mazzie	0 FW	1:13.75	-----
3	Fran Eskew	0 PMP	1:13.48	-----
4	Braeton Dillon	0 FOX	1:13.64	-----
5	Gretchen Anderson	0 WCR	1:14.01	-----
6	Carla Bashor	0 HL	1:14.27	-----

HEAT 2

L	NAME	AGE TEAM	SEEDED TIME	FINAL TIME
1	Amy Pendino	0 PCR	1:10.84	-----
2	Michelle Duvall	0 PBC	1:09.16	-----
3	Kristen Smetana	0 GOW	1:04.95	-----
4	Laura King	0 GCC	1:08.77	-----
5	Gretchen Welborn	0 KWG	1:09.93	-----
6	Jenny Cantrell	0 FW	1:11.42	-----

\*\*\*\*\*  
 \* Event 148 BOYS 13-14 LONG FREE \*  
 \* (Time standards) \*  
 \*\*\*\*\*

HEAT 1

L	NAME	AGE TEAM	SEEDED TIME	FINAL TIME
1	Keith Stewart	0 FW	1:10.01	-----
2	Owen Bouton	0 GCC	1:08.69	-----
3	Thomas Clark	0 BW	1:07.61	-----
4	Jeff Moore	0 PCR	1:08.32	-----
5	Jon Guilmartin	0 FOX	1:09.87	-----
6	Allan Billig	0 GOW	1:10.16	-----

HEAT 2

L	NAME	AGE TEAM	SEEDED TIME	FINAL TIME
1	Robbie Eskew	0 KWG	1:06.25	-----
2	Chris Lupo	0 GOW	1:02.74	-----
3	Bates Aiken	0 PBC	1:00.91	-----
4	Ryan Holmes	0 PBC	1:02.58	-----
5	Jeff Johnson	0 DEV	1:03.88	-----
6	John Reid	0 BW	1:07.58	-----

\*\*\*\*\*  
 \* Event 149 GIRLS 15-18 LONG FREE \*  
 \* (Time standards) \*  
 \*\*\*\*\*

HEAT 1

L	NAME	AGE TEAM	SEEDED TIME	FINAL TIME
1	Martine Rawlings	0 SCR	1:11.85	-----
2	Jennifer Ellis	0 KWG	1:10.73	-----
3	Alex Nicholson	0 KWG	1:09.47	-----
4	Christie Sweeney	0 GOW	1:10.41	-----
5	Suzie Rundberg	0 WCR	1:11.71	-----
6	Erin Powell	0 GCC	1:12.24	-----

HEAT 2

L	NAME	AGE TEAM	SEEDED TIME	FINAL TIME
1	Sally Crider	0 SMC	1:08.38	-----
2	Janet Farris	0 GOW	1:06.98	-----
3	Amy Goetz	0 DEV	1:05.06	-----
4	Leigh Jones	0 HT	1:06.78	-----
5	Ashley Sudduth	0 PWP	1:07.27	-----
6	Suzanne Edwards	0 KWG	1:08.99	-----

\*\*\*\*\*  
 \* Event 150 BOYS 15-18 LONG FREE \*  
 \* (Time standards) \*  
 \*\*\*\*\*

HEAT 1

L	NAME	AGE TEAM	SEEDED TIME	FINAL TIME
1	Kevin Moore	0 PCR	1:03.83	-----
2	Jeff Wilhite	0 BW	1:01.64	-----
3	Allen Davis	0 EDF	1:00.62	-----
4	Chuck Conrad	0 HL	1:00.71	-----
5	Robert Williams	0 PCR	1:02.44	-----
6	Donald Cox	0 PMC	1:03.99	-----

HEAT 2

L	NAME	AGE TEAM	SEEDED TIME	FINAL TIME
1	Coley Altman	0 BW	1:00.49	-----
2	Merc Pittinos	0 GOW	58.81	-----
3	Phillip McHugh	0 GCC	56.00	-----
4	David Caldwell	0 SCR	56.13	-----
5	Ben Owen	0 BFN	59.86	-----
6	Justin Bandholz	0 SCR	1:00.60	-----



\*\*\*\*\*  
 \* Event 151 GIRLS 8 & U BACKSTROKE \*  
 \* (Time standards) \*  
 \*\*\*\*\*

HEAT 1  
 -----

L	NAME	AGE TEAM	SEEDED TIME	FINAL TIME
1	Sara Bellino	0 SCR	26.34	-----
2	Samantha Sarratt	0 PBC	26.27	-----
3	Shelby Pool	0 GCC	25.97	-----
4	Courtney Greene	0 BH	25.99	-----
5	Caroline Carter	0 WCR	26.34	-----
6	Meghan McInerny	0 DEV	26.47	-----

HEAT 2  
 -----

L	NAME	AGE TEAM	SEEDED TIME	FINAL TIME
1	Miller Gaffney	0 GOW	25.27	-----
2	Erin Tully	0 HT	24.53	-----
3	Ashley Ah Ching	0 BH	20.82	-----
4	Martha Eckel	0 DTR	23.18	-----
5	Brittany Kiser	0 HL	25.23	-----
6	Ashley Kay	0 BH	25.44	-----

\*\*\*\*\*  
 \* Event 152 BOYS 8 & U BACKSTROKE \*  
 \* (Time standards) \*  
 \*\*\*\*\*

HEAT 1  
 -----

L	NAME	AGE TEAM	SEEDED TIME	FINAL TIME
1	Bryan Pettet	0 SCR	26.67	-----
2	Ian MacKintosh	0 SCR	26.20	-----
3	Michael Beam	0 FOX	25.54	-----
4	Tim Griggs	0 SLF	25.63	-----
5	Reimer Priester	0 SCR	26.60	-----
6	Chad Watkins	0 CB	26.89	-----

HEAT 2  
 -----

L	NAME	AGE TEAM	SEEDED TIME	FINAL TIME
1	Scott Freeman	0 GCC	25.00	-----
2	Timmy Moxie	0 DEV	23.75	-----
3	Bryan Rose	0 HT	21.97	-----
4	Brian Bridges	0 WCR	22.18	-----
5	Danny Marshall	0 EDF	24.96	-----
6	Aaron Peterik	0 PCR	25.06	-----

\*\*\*\*\*  
 \* Event 153 GIRLS 9-10 BACKSTROKE \*  
 \* (Time standards) \*  
 \*\*\*\*\*

HEAT 1  
 -----

L	NAME	AGE TEAM	SEEDED TIME	FINAL TIME
1	Janice Preston	0 PMC	22.27	-----
2	Erin Coker	0 DEV	21.94	-----
3	Heather McCarter	0 SCR	21.79	-----
4	Christy Mueller	0 BW	21.83	-----
5	Katie Handel	0 DTR	22.22	-----
6	Susann Miller	0 FW	22.35	-----

HEAT 2  
 -----

L	NAME	AGE TEAM	SEEDED TIME	FINAL TIME
1	Kendra Manning	0 HT	21.47	-----
2	Jennifer Sleight	0 DEV	20.98	-----
3	Leslie Adams	0 SMC	19.53	-----
4	Elizabeth McCuen	0 GOW	20.80	-----
5	Emily Conners	0 BFN	21.46	-----
6	Christina Rhodes	0 DEV	21.50	-----

\*\*\*\*\*  
 \* Event 154 BOYS 9-10 BACKSTROKE \*  
 \* (Time standards) \*  
 \*\*\*\*\*

HEAT 1  
 -----

L	NAME	AGE TEAM	SEEDED TIME	FINAL TIME
1	David Vaughn	0 GOW	21.70	-----
2	Chris Crear	0 SCR	21.44	-----
3	Bryan Howard	0 PMP	21.26	-----
4	John Price	0 HT	21.36	-----
5	Shane Jernigan	0 WCR	21.68	-----
6	Rich Harley	0 HT	22.02	-----

HEAT 2  
 -----

L	NAME	AGE TEAM	SEEDED TIME	FINAL TIME
1	Will Bouton	0 GCC	20.92	-----
2	David Harris	0 PBC	20.07	-----
3	Jason Christopher	0 FW	19.74	-----
4	Patrick Craig	0 GOW	20.03	-----
5	Josh Eskew	0 EDF	20.15	-----
6	Brandon Norris	0 SMC	21.03	-----

\*\*\*\*\*  
 \* Event 155 GIRLS 11-12 BACKSTROKE \*  
 \* (Time standards) \*

HEAT 1

L	NAME	AGE TEAM	SEEDED TIME	FINAL TIME
1	Julie Wharton	0 DTR	42.60	-----
2	Stephanie Duvall	0 PBC	42.23	-----
3	Jennifer Kahn	0 DEV	41.13	-----
4	Jenny Long	0 BW	42.23	-----
5	Natalie Speakman	0 DEV	42.32	-----
6	Elizabeth Putnam	0 GCC	42.85	-----

HEAT 2

L	NAME	AGE TEAM	SEEDED TIME	FINAL TIME
1	Miyuki Fox	0 PMP	40.73	-----
2	Kirsten Bender	0 PCR	39.91	-----
3	Karen Cain	0 PCR	37.09	-----
4	Merritt Adams	0 SMC	37.72	-----
5	Emily Cox	0 HL	40.15	-----
6	Bettina McEntyre	0 SCR	41.09	-----

\*\*\*\*\*  
 \* Event 156 BOYS 11-12 BACKSTROKE \*  
 \* (Time standards) \*

HEAT 1

L	NAME	AGE TEAM	SEEDED TIME	FINAL TIME
1	Jason Schmidt	0 FW	41.81	-----
2	Brian Grooms	0 HL	41.23	-----
3	Scott Drury	0 SCR	40.62	-----
4	Ross Eldridge	0 GCC	40.81	-----
5	Michael Fletcher	0 DTR	41.37	-----
6	Mark Rose	0 HT	42.00	-----

HEAT 2

L	NAME	AGE TEAM	SEEDED TIME	FINAL TIME
1	Andres Pittinos	0 GOW	40.06	-----
2	Preston Armstrong	0 GOW	38.06	-----
3	Richard Webb	0 SLF	35.85	-----
4	Sandy Boyd	0 GOW	37.91	-----
5	Alex Roy	0 GCC	39.96	-----
6	Brody Glenn	0 GOW	40.16	-----

\*\*\*\*\*  
 \* Event 157 GIRLS 13-14 BACKSTROKE \*  
 \* (Time standards) \*

HEAT 1

L	NAME	AGE TEAM	SEEDED TIME	FINAL TIME
1	Ashley Macalka	0 FW	39.72	-----
2	Leslie Maxwell	0 GOW	39.52	-----
3	Amy Pendino	0 PCR	38.43	-----
4	Anna Moca	0 GOW	38.80	-----
5	Leslie Player	0 GCC	39.59	-----
6	Braeton Dillon	0 FOX	39.77	-----

HEAT 2

L	NAME	AGE TEAM	SEEDED TIME	FINAL TIME
1	Emily Gerard	0 GCC	37.13	-----
2	Michelle Duvall	0 PBC	36.28	-----
3	Amy Snellings	0 RBR	35.75	-----
4	Kristen Smetana	0 GOW	36.00	-----
5	Gretchen Welborn	0 KWG	36.96	-----
6	Catherine Black	0 FOX	38.27	-----

\*\*\*\*\*  
 \* Event 158 BOYS 13-14 BACKSTROKE \*  
 \* (Time standards) \*

HEAT 1

L	NAME	AGE TEAM	SEEDED TIME	FINAL TIME
1	Russ Miller	0 GOW	38.29	-----
2	Sam Fisher	0 GOW	37.93	-----
3	Toby LaCoste	0 GCC	37.63	-----
4	Jeff Moore	0 PCR	37.89	-----
5	Tracey Watson	0 GOW	38.20	-----
6	Price Atkinson	0 SNC	38.83	-----

HEAT 2

L	NAME	AGE TEAM	SEEDED TIME	FINAL TIME
1	David Smith	0 SCR	36.89	-----
2	Mark Casey	0 PNC	35.14	-----
3	David Ramseur	0 GCC	32.14	-----
4	Tripp Edwards	0 EDF	33.64	-----
5	Brent Chastain	0 GOW	35.53	-----
6	Joel Vaughn	0 HT	37.31	-----

\*\*\*\*\*  
 \* Event 159 GIRLS 15-18 BACKSTROKE \*  
 \* (Time standards) \*

HEAT 1

L	NAME	AGE TEAM	SEEDED TIME	FINAL TIME
1	Justine Sokol	0 DTR	40.60	-----
2	Elizabeth Slaughter	0 FW	40.27	-----
3	Nancy Millener	0 HT	39.83	-----
4	Jennifer Reid	0 BW	40.09	-----
5	Cindie Burnette	0 PNP	40.51	-----
6	Amy Edwards	0 KWG	40.62	-----

HEAT 2

L	NAME	AGE TEAM	SEEDED TIME	FINAL TIME
1	Martine Rawlings	0 SCR	38.63	-----
2	Amanda McHugh	0 PMP	37.55	-----
3	Patti Gilman	0 SCR	37.16	-----
4	Amy Gates	0 SMC	37.40	-----
5	Christie Sweeney	0 GOW	37.78	-----
6	Meg Conger	0 PMP	38.87	-----

\*\*\*\*\*  
 \* Event 160 BOYS 15-18 BACKSTROKE \*  
 \* (Time standards) \*

HEAT 1

L	NAME	AGE TEAM	SEEDED TIME	FINAL TIME
1	John Weaver	0 WHG	34.56	-----
2	Chris Taylor	0 EDF	33.58	-----
3	Justin Bandholz	0 SCR	33.19	-----
4	Michael Waldrop	0 GOW	33.22	-----
5	Mark Ballenger	0 FOX	34.11	-----
6	John Douglas	0 GOW	35.09	-----

HEAT 2

L	NAME	AGE TEAM	SEEDED TIME	FINAL TIME
1	Mark Conger	0 PMP	32.86	-----
2	Merc Pittinos	0 GOW	31.92	-----
3	Chris Edwards	0 GCC	29.91	-----
4	Phillip McHugh	0 GCC	31.04	-----
5	Alec Rogers	0 SCR	32.33	-----
6	Jef Meletio	0 PCR	33.16	-----

\*\*\*\*\*  
 \* Event 161 GIRLS 8 & U BUTTERFLY \*  
 \* (Time standards) \*

HEAT 1

L	NAME	AGE TEAM	SEEDED TIME	FINAL TIME
1	Emily Ackley	0 GOW	24.70	-----
2	Meghan McInerny	0 DEV	24.44	-----
3	Jennifer Sloan	0 SCR	22.71	-----
4	Amy Huellmantel	0 DEV	24.02	-----
5	Lindsay Taylor	0 BW	24.50	-----
6	Kristen Hunt	0 FOX	24.73	-----

HEAT 2

L	NAME	AGE TEAM	SEEDED TIME	FINAL TIME
1	Carrie Carpenter	0 GCC	22.22	-----
2	Tess Ah Ching	0 BH	21.82	-----
3	Martha Eckel	0 DTR	19.92	-----
4	Lindsey Grant	0 WCR	21.76	-----
5	Sarah Sigmon	0 SLF	22.20	-----
6	Tanya Jankowsky	0 HL	22.54	-----

\*\*\*\*\*  
 \* Event 162 BOYS 8 & U BUTTERFLY \*  
 \* (Time standards) \*

HEAT 1

L	NAME	AGE TEAM	SEEDED TIME	FINAL TIME
1	Adam Shuford	0 GCC	24.63	-----
2	Bradley Vaughn	0 GOW	23.59	-----
3	Ronnie Webb	0 SLF	22.24	-----
4	Doug Arendell	0 FOX	22.82	-----
5	Andrew Barron	0 HL	24.34	-----
6	John Nickles	0 GCC	24.72	-----

HEAT 2

L	NAME	AGE TEAM	SEEDED TIME	FINAL TIME
1	Jason Craft	0 WHG	22.04	-----
2	Brian Bridges	0 WCR	19.55	-----
3	Rob Smith	0 GOW	18.90	-----
4	Bryan Rose	0 HT	19.47	-----
5	Michael Cox	0 PMC	21.39	-----
6	T.J. Anderson	0 RBR	22.09	-----

\*\*\*\*\*  
 \* Event 163 GIRLS 9-10 BUTTERFLY \*  
 \* (Time standards) \*

HEAT 1

L	NAME	AGE TEAM	SEEDED TIME	FINAL TIME
1	Beth Forkins	0 PDH	19.03	-----
2	Jessica Gilbert	0 DN	18.58	-----
3	Natalie Hamrick	0 GCC	18.49	-----
4	Ashley Davies	0 FOX	18.56	-----
5	Dorsey Wyatt	0 GOW	18.67	-----
6	Amanda Powell	0 FW	19.27	-----

HEAT 2

L	NAME	AGE TEAM	SEEDED TIME	FINAL TIME
1	Tracy Bellino	0 SCR	18.06	-----
2	Elizabeth McCuen	0 GOW	17.50	-----
3	Lori Sloan	0 SCR	17.01	-----
4	Leslie Adams	0 SMC	17.06	-----
5	Christina Rhodes	0 DEV	17.97	-----
6	Janean Larson	0 WCR	18.30	-----

\*\*\*\*\*  
 \* Event 164 BOYS 9-10 BUTTERFLY \*  
 \* (Time standards) \*

HEAT 1

L	NAME	AGE TEAM	SEEDED TIME	FINAL TIME
1	Todd Hall	0 PDH	19.88	-----
2	Alan Holcombe	0 PMP	19.70	-----
3	Matthew Barron	0 HL	19.52	-----
4	David Harris	0 PBC	19.67	-----
5	Ben Davis	0 EDF	19.79	-----
6	Bryan Howard	0 PMP	20.09	-----

HEAT 2

L	NAME	AGE TEAM	SEEDED TIME	FINAL TIME
1	Phillip Cox	0 HL	18.88	-----
2	David Roe	0 GCC	18.61	-----
3	Patrick Craig	0 GOW	16.59	-----
4	John Price	0 HT	17.15	-----
5	Jeffrey Glass	0 DEV	18.70	-----
6	Brad Drury	0 SCR	18.93	-----

\*\*\*\*\*  
 \* Event 165 GIRLS 11-12 BUTTERFLY \*  
 \* (Time standards) \*

HEAT 1

L	NAME	AGE TEAM	SEEDED TIME	FINAL TIME
1	Katy Preston	0 PNC	39.56	-----
2	Kimberly Zitzke	0 HT	39.20	-----
3	Angela Horton	0 SLF	39.02	-----
4	Sarah Lyons	0 DEV	39.19	-----
5	Elizabeth Coon	0 PMP	39.49	-----
6	Emily Cox	0 HL	39.68	-----

HEAT 2

L	NAME	AGE TEAM	SEEDED TIME	FINAL TIME
1	Elizabeth Putnam	0 GCC	38.69	-----
2	Merritt Adams	0 SMC	35.56	-----
3	Amy Suppinger	0 HL	33.66	-----
4	Christy Altman	0 BW	35.49	-----
5	Monica Bandholz	0 SCR	38.57	-----
6	Julie Wharton	0 DTR	38.97	-----

\*\*\*\*\*  
 \* Event 166 BOYS 11-12 BUTTERFLY \*  
 \* (Time standards) \*

HEAT 1

L	NAME	AGE TEAM	SEEDED TIME	FINAL TIME
1	Jason Schmidt	0 FW	38.95	-----
2	Jess Timmerman	0 GOW	38.50	-----
3	Eric Jackson	0 FW	37.08	-----
4	Hayes Walsh	0 GOW	38.06	-----
5	Xavier Vargas	0 SCR	38.72	-----
6	Charlie Sharpe	0 GOW	39.54	-----

HEAT 2

L	NAME	AGE TEAM	SEEDED TIME	FINAL TIME
1	Brody Glenn	0 GOW	36.87	-----
2	Geoff Bentzel	0 FOX	36.29	-----
3	Richard Webb	0 SLF	32.07	-----
4	Eric Caldwell	0 SCR	35.97	-----
5	Andres Pittinos	0 GOW	36.82	-----
6	Emory Hamilton	0 SMC	37.03	-----

\*\*\*\*\*  
 \* Event 167 GIRLS 13-14 BUTTERFLY \*  
 \* (Time standards) \*  
 \*\*\*\*\*

HEAT 1

L	NAME	AGE TEAM	SEEDED TIME	FINAL TIME
1	Ashley Macalka	0 FW	36.72	-----
2	Laura Brashear	0 KWG	36.60	-----
3	Kerri Sponseller	0 PBC	36.22	-----
4	Hissy Reaser	0 SCR	36.34	-----
5	Courtney Feuers	0 DN	36.72	-----
6	Tiffany Williams	0 FW	37.37	-----

HEAT 2

L	NAME	AGE TEAM	SEEDED TIME	FINAL TIME
1	Brooke Deretchin	0 PMP	35.31	-----
2	Anna Moca	0 GOW	34.98	-----
3	Jenny Cantrell	0 FW	34.74	-----
4	Amy Snellings	0 RBR	34.80	-----
5	Heather Mazzie	0 FW	35.02	-----
6	Laura King	0 GCC	36.18	-----

\*\*\*\*\*  
 \* Event 168 BOYS 13-14 BUTTERFLY \*  
 \* (Time standards) \*  
 \*\*\*\*\*

HEAT 1

L	NAME	AGE TEAM	SEEDED TIME	FINAL TIME
1	Robbie Eskew	0 KWG	33.34	-----
2	Jeff Moore	0 PCR	33.18	-----
3	John Reid	0 BW	32.29	-----
4	Eric Perkinson	0 SCR	32.83	-----
5	Jeff Daugherty	0 HL	33.24	-----
6	Ronnie Mueller	0 BW	34.02	-----

HEAT 2

L	NAME	AGE TEAM	SEEDED TIME	FINAL TIME
1	Adam Davis	0 SCR	32.09	-----
2	Tim Hoch	0 EDF	30.95	-----
3	Bates Aiken	0 PBC	29.91	-----
4	David Ramseur	0 GCC	30.08	-----
5	Ryan Holmes	0 PBC	31.37	-----
6	Chris Lupo	0 GOW	32.16	-----

\*\*\*\*\*  
 \* Event 169 GIRLS 15-18 BUTTERFLY \*  
 \* (Time standards) \*  
 \*\*\*\*\*

HEAT 1

L	NAME	AGE TEAM	SEEDED TIME	FINAL TIME
1	Laura Traynham	0 GCC	35.24	-----
2	Amanda McHugh	0 PMP	35.13	-----
3	Macie Martin	0 EDF	35.02	-----
4	Margaret Belcher	0 GCC	35.04	-----
5	Sally Crider	0 SMC	35.13	-----
6	Jennifer Boysen	0 DEV	35.41	-----

HEAT 2

L	NAME	AGE TEAM	SEEDED TIME	FINAL TIME
1	Suzie Rundberg	0 WCR	33.91	-----
2	Leigh Jones	0 HT	33.54	-----
3	Ann Billings	0 DN	31.16	-----
4	Janet Farris	0 GOW	32.35	-----
5	Lizzie Burnett	0 PBC	33.62	-----
6	Alex Nicholson	0 KWG	34.99	-----

\*\*\*\*\*  
 \* Event 170 BOYS 15-18 BUTTERFLY \*  
 \* (Time standards) \*  
 \*\*\*\*\*

HEAT 1

L	NAME	AGE TEAM	SEEDED TIME	FINAL TIME
1	Robert Williams	0 PCR	31.47	-----
2	Chuck Conrad	0 HL	31.19	-----
3	Joe Ramseur	0 GCC	30.98	-----
4	Jimmy Roof	0 WHG	31.07	-----
5	John Weaver	0 WHG	31.33	-----
6	Dana Edwards	0 DEV	31.55	-----

HEAT 2

L	NAME	AGE TEAM	SEEDED TIME	FINAL TIME
1	Michael Waldrop	0 GOW	30.67	-----
2	Ben Owen	0 BFN	28.74	-----
3	Henry Farris	0 GOW	26.88	-----
4	Chris Edwards	0 GCC	28.10	-----
5	John Douglas	0 GOW	30.63	-----
6	Luke Yoder	0 FW	30.75	-----


# BB&T

of South Carolina  
Member of FDIC

It's More Than A Bank.  
It's An Attitude.<sup>®</sup>


## *SAIL*

would like to thank  
BB&T  
for the t-shirts  
for our  
first place winners.




**Knollwood**

**Coach:** Ashli Gaines  
Meg Causey  
**SAIL Rep.:** David Causey  
Clay Aldebol



**McForest/Chetsu**


**Coach:** Andy Conlin  
**SAIL Rep.:** JoCarol Cole



**Pebble Creek Country Club**

**Coach:** Joe Satterfield  
Greg Leonard

**SAIL Rep.:** Steve & Kathy Reynolds



**Pelham Estates - Merrifield  
- Pilgrims Point**

**Coach:** Russell Merritt  
Jennifer Dyer


**SAIL Rep.:** Jan Metherell






**Pelmountco**

**Coach:** Swanna Hart  
**SAIL Rep.:** Bob & Curran Kay



**Peppertree**


**Coach:** Brent Williamson  
**SAIL Rep.:** Cathy Labbe



**Poinsettia/River Walk**

**Coach:** Shara Baughcombe

**SAIL Rep.:** Bob A. Owens



**Powderhorn**

**Coach:** Kelly Russell

Lori Cevasco

**SAIL Rep.:** Linda Nance



**Rusty Brook**

**Coach:** Kerry Davidson  
**SAIL Rep.:** Pam Bergandi



**Silverleaf**

**Coach:** Greg Hortis  
Allyson Gay  
**SAIL Rep.:** Diane Williams



**Stone Lake - McCarter**

**Coach:** Stephanie Brashear  
Bobby Dhillon  
Amy Gates


**SAIL Rep.:** Mickey Smith  
Mary Ann Repaire



**Sugar Creek**

**Coach:** Ellen Rogers

**SAIL Rep.:** Ron Pfennig




**Wade Hampton Gardens**

**Coach:** Lisa Davis

Chris Hall

**SAIL Rep.:** Jan McCloud



**Woody Creek**

**Coach:** Deana Bulloch

Keiko Harada

**SAIL Rep.:** Debbie Henson

Jane Thorn